

Regulating Capital Flows to Emerging Markets: An Externality View

Anton Korinek*

Johns Hopkins University and NBER

December 2017

Abstract

We show that capital flows to emerging market economies create externalities that differ by an order of magnitude depending on the state-contingent payoff profile of the flows. Those with pro-cyclical payoffs, such as foreign currency debt, generate substantial negative pecuniary externalities because they lead to large repayments and contractionary exchange rate depreciations during financial crises. Conversely, capital flows with an insurance component, such as FDI or equity, are largely benign. We construct an externality pricing kernel and use sufficient statistics and DSGE model simulations to quantify the externalities that materialized during past financial crises. We find stark differences depending on the payoff profile, justifying taxes of up to 3% for dollar debt but close to zero for FDI. These findings contrast with the existing literature, which has suggested that policymakers should focus on reducing over-borrowing rather than changing the composition of external liabilities.

JEL Codes: F41, E44, D62, H23

Keywords: financial crises, financial amplification, capital controls, externality pricing kernel, macro-prudential regulation

*The author would like to thank Viral Acharya, Julien Bengui, Javier Bianchi, Olivier Blanchard, Patrick Bolton, Alessandra Bonfiglioli, Phil Brock, Fernando Broner, Tiago Cavalcanti, Mick Devereux, Rex Ghosh, Gita Gopinath, Olivier Jeanne, Enrique Mendoza, Marcus Miller, Jonathan Ostry, Alessandro Rebucci, Carmen Reinhart, Joseph Stiglitz, Cédric Tille, Carlos Vegh, Iván Werning and Jianfeng Yu as well as participants at several conferences and seminars for helpful discussions and comments. I am also indebted to two anonymous referees and my editor, Charles Engel, who provided detailed comments on the manuscript. Financial support from INET/CIGI and from the IMF Research Fellowship is gratefully acknowledged. Contact information: 531 Wyman Hall, Johns Hopkins University, 3400 North Charles Street, Baltimore, MD 21218. Email: anton@korinek.com

1 Introduction

In the aftermath of the global financial crisis, regulations on capital flows to emerging market economies have experienced a renaissance. Emerging economies around the world faced strong capital inflows as their growth prospects appeared superior to those of the industrialized world. However, whenever US interests rates ticked up, the flows abruptly reversed direction and gave rise to phenomena such as “taper tantrums.” This has renewed an old debate among academics and policymakers on the wisdom of free capital flows to emerging economies. In standard neo-classical models, there is no role for restrictions on capital flows, since free international capital markets allow poor countries to increase their capital stock and to insure against idiosyncratic shocks, thereby raising growth and reducing consumption volatility (see e.g. Obstfeld and Rogoff, 1996). However, empirical evidence such as Reinhart and Reinhart (2009) suggests that large capital inflows make emerging market economies vulnerable to financial crises that both increase consumption volatility and hurt growth prospects. In recent years, even the IMF (2012) changed its long-standing policy to permit the use of capital controls (see also Ostry et al., 2010; Gallagher and Tian, 2014).

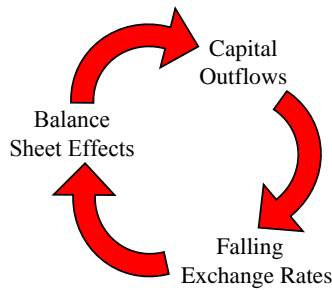


Figure 1: Financial Amplification Effects

A number of recent papers, including Jeanne and Korinek (2010a) and Bianchi (2011), have emphasized that excessive borrowing creates externalities in emerging economies because individual borrowers do not internalize that, when a negative shock hits, their past borrowing contributes to a feedback loop of capital outflows, depreciations in the exchange rate, and tightening financial constraints due to adverse balance sheet effects, as illustrated in Figure 1.¹

The main contribution of our paper is to show that the externalities of capital flows differ by an order of magnitude depending on the state-contingent payoff profile of the flows. Those with procyclical payoffs, such as foreign currency debt, generate substantial negative externalities because they lead to large repayments and contractionary exchange rate depreciations during financial crises. Conversely, capital flows with an insurance component, such as FDI or equity, are largely

¹In the emerging market context, such models were first introduced by Calvo (1998) and Krugman (1999). More recent contributions include Jeanne and Zettelmeyer (2005); Mendoza (2005); Céspedes et al. (2017). They are successful at capturing both the qualitative and quantitative aspects of emerging market financial crises. For surveys of the literature see Korinek and Mendoza (2014) and Lorenzoni (2015).

benign. Our paper is thus the first to arrive at normative conclusions that mirror the empirical evidence on the desirability of different types of capital flows: For example, Calvo et al. (2004) and Levy Yeyati (2006) show that dollar debts significantly raise the risk of financial crisis without yielding benefits in terms of higher growth. By contrast, Mauro et al. (2007) show that financial flows that are conducive to risk-sharing, such as foreign direct investment, are positively associated with both macroeconomic stability and long-run growth.

The primary goal of capital flow regulation should thus be to improve the composition of capital flows towards more insurance rather than affecting the total level of flows.

We obtain our findings in a real model of a small open economy in which domestic agents trade a broad set of financial claims with international investors but are subject to a collateral constraint. The value of the collateral that domestic agents carry on their balance sheets depends on the country's real exchange rate. If the real exchange rate depreciates, the borrowing capacity of domestic agents contracts and international investors pull their funds from the domestic economy. Depreciations thus have contractionary effects when the collateral constraint is binding.² This introduces the critical part of the feedback loop in Figure 1.

If international investors experience an increase in risk aversion or if the domestic economy is hit by a negative output shock, capital flows out of the economy, the exchange rate depreciates, the financial constraint tightens, and these dynamics feed on each other to amplify the initial shock. This phenomenon of financial amplification captures the typical dynamics of the real exchange rate, the current account, and aggregate demand during emerging market crises.

Rational private agents do not optimally solve the trade-off between the benefits of foreign capital and the risks of financial crises in such an environment. The inefficiency arises from a well-known pecuniary externality: Individual agents take market prices, including the country's exchange rate, as given and do not internalize that their collective behavior leads to contractionary depreciations when the collateral constraint is binding. In short, they neglect their individual contribution to the feedback loop. Private agents therefore undervalue the social cost of financial liabilities that mandate repayments in constrained states of nature.

We contrast the decentralized equilibrium with the allocation chosen by a social planner who internalizes these general equilibrium effects. A planner reduces the financial liabilities that agents carry into constrained states of nature, which leads to smaller capital outflows, a more appreciated real exchange rate, and a relaxation of the collateral constraint compared to the decentralized equilibrium. In short, the planner shifts the liability structure of the economy towards more insurance and less risk-taking. This reduces the incidence and severity of financial crises.

We construct an externality pricing kernel to quantify the magnitude of the externalities of different types of capital flows. This kernel is a stochastic variable that captures the uninternalized

²Observe that the contractionary effects of depreciations when the collateral constraint binds contrast strongly with the expansionary effects of depreciations in standard macroeconomic models (see e.g. Obstfeld and Rogoff, 1996). For a comprehensive review of the role of contractionary exchange rate depreciations in emerging market crises see e.g. Frankel (2005). This literature also documents that sharp exchange rate depreciations are a systematic feature of emerging market financial crises, even though exchange rates are largely disconnected from fundamentals in normal times.

social cost of payoffs in different states of nature. It is zero in states of nature in which agents are unconstrained and positive when the financial constraint in the economy is binding and externalities are present. The externality pricing kernel allows us to express the optimal Pigovian taxes necessary to internalize the externalities of capital flows with different payoff profile, such as dollar debt, local currency debt, or portfolio equity investment.

Using a sufficient statistics approach, we quantify the externalities of capital flows using standard parametric assumptions together with three statistics that can be obtained from the data: (i) the tightness of financial constraints, (ii) the extent of financial amplification, and (iii) the real payoff profile of different types of capital flows during a crisis. Aside from the simplicity of implementation, the main benefits of this approach are that it is very transparent, that it is robust to many changes in the model structure, and that it obviates the need to calibrate and simulate a full structural DSGE model, which relies on many additional assumptions about parameters and structural relationships that are difficult to verify. (See Korinek, 2018, for a more detailed discussion of the benefits and disadvantages of DSGE models.) We also show that the methodology is robust to a range of model extensions in section 5.

We apply this approach to quantify the externalities from capital flows in a number of emerging market crises identified by Korinek and Mendoza (2014). We find that there is a clear pecking order of different types of capital flows: Dollar debt imposes the greatest externalities during financial crises, with magnitudes of up to 45 cents per dollar (i.e. each dollar borrowed reduces welfare by the equivalent of 45 cents). Local currency debt leads to externalities that are about half the size of those of dollar debt since crises go hand in hand with exchange rate depreciations that reduce the value of local currency liabilities. Equity portfolio investments generate even lower externalities since asset price declines during crises reduce the external liabilities of emerging market agents. We also translate these externalities into Pigovian taxes by combining them with assumptions on the long-run probability of crises.

We complement these findings with conventional DSGE model simulations. We introduce a numerical algorithm based on the endogenous gridpoints method of Carroll (2006) and its extension to occasionally binding constraints by Jeanne and Korinek (2010b). We calibrate the model to replicate the dynamics of the Thai financial crisis of 1997/98. We find that the externalities obtained from our DSGE simulation closely correspond to those obtained from the sufficient statistics approach.

Furthermore, we employ model simulations to investigate the effects of implementing the planner's optimal borrowing decisions on the equilibrium allocations of the economy. If a planner corrects the externalities, the economy accumulates 5% of GDP in additional insurance against sudden stop shocks. Given the financial amplification effects, this reduces the current account reversal and the decline in domestic absorption in the event of a sudden stop by more than half. The welfare gains from optimal capital flow regulation are higher than Lucas's estimate of the welfare cost of business cycles.

We also solve the problem of a planner who is unable to distinguish between different types

of capital flows and needs to choose a uniform tax on all types of flows. We find that such a planner imposes a tax rate that corresponds to a weighted average of the tax rates on individual state-contingent securities, corrected for the targeting problem. However, the resulting allocation is close to the unregulated decentralized equilibrium and there are scant welfare gains from this type of intervention. This underlines that it is critical to distinguish between safe and risky forms of finance when regulating capital flows.

We analyze a number of extensions to investigate the robustness of our model setup and our quantitative approach: We discuss how several types of ex-post crisis management policies interact with the optimal ex-ante prudential regulation of capital flows. We extend our framework to account for a more general maturity structure of financial liabilities. We show that controls on capital inflows are equivalent to controls on outflows under certain conditions, but that the latter raise problems of time consistency. We introduce capital investment and time-varying leverage ratios and show that our formula for the optimal level of capital controls is robust. We also investigate how to regulate capital flows when domestic agents take on risk because of over-optimism.

Related Literature Our work is related to a growing literature that analyzes the implications of market frictions for the optimality of financing decisions of private agents. One strand in this literature motivates capital controls from pecuniary externalities, as first analyzed by Caballero and Krishnamurthy (2001, 2003). Our approach differs from theirs in two respects: First, building on Korinek (2007), the pecuniary externalities in our framework arise from changes in the value of collateral, capturing the role of balance sheet effects, rather than from limitations on the risk-sharing capacity of domestic agents.³ Secondly, we quantify the externalities of different types of capital flows – using both a sufficient statistics approach and model simulations. Other recent papers motivate capital controls based on pecuniary externalities but in environments in which foreign currency debt is the only financial contract available. See for example Jeanne and Korinek (2010a), Aizenman (2011), Bianchi (2011) and Benigno et al. (2013, 2016). Once we allow for state-contingency, we find that the main goal in regulating emerging market capital flows is to shift the liability composition towards more crisis insurance. The planner’s intervention barely changes the total amount of liabilities issued. Whereas our focus is on preventive policies, Benigno et al. (2011, 2013, 2016), and Caballero and Lorenzoni (2014) also analyze the role of crisis mitigation policies in related frameworks.

Another strand of literature analyzes how aggregate demand externalities in the presence of nominal price stickiness may justify the imposition of capital controls. See for example Farhi and Werning (2012, 2014) and Schmitt-Grohé and Uribe (2012, 2016). The externalities that we investigate are distinct from these and put the focus on preserving financial stability and avoiding adverse balance sheet effects. Fornaro (2015), Ottonello (2015) and Zhu (2015) focus on crisis mitigation when both adverse balance sheet effects and benign aggregate demand effects from depreciation are present.

³See Davila and Korinek (2017) for a careful differentiation between the two types of pecuniary externalities.

A more general aspect that we add to the literature on capital controls is that we introduce an externality pricing kernel to discriminate among different forms of capital flows according to their social cost. We also develop a sufficient statistics approach that allows us to calibrate this externality pricing kernel in a robust and transparent manner with minimal computing and data requirements.

There are two themes in the empirical literature that support our approach and our findings. First, a number of recent papers, esp. Burger et al. (2012) and Forbes and Warnock (2014), document that emerging market economies issue a wide variety of liabilities, including dollar debt, local currency debt, equity, FDI etc.⁴ This underlines the importance of theoretical research to compare the relative social benefits and costs of different types of financial liabilities.

Secondly, a growing body of empirical literature, surveyed e.g. by Magud et al. (2011), finds robust evidence that capital controls are successful in changing the type of financial liabilities that emerging market agents issue, even if the effects on the total amount of liabilities are questionable. Shifting the composition of financial liabilities is indeed the main objective of capital flow regulation in our framework.

2 Baseline Model Setup

We assume a small open economy in infinite discrete time $t = 0, 1, \dots$. The economy is inhabited by a unit mass of domestic agents that interact with large international investors in a market of state-contingent securities. Domestic agents derive utility from their consumption of traded and non-traded goods $(c_{T,t}, c_{N,t})$ according to a utility function

$$U = E \sum_{t=0}^{\infty} \beta^t u(c_{T,t}, c_{N,t}) \quad (1)$$

where $\beta < 1$ is a time discount factor, and the period utility function $u(c_T, c_N)$ is strictly increasing in each element, quasiconcave and homothetic. Each period, a state of nature $\omega_t \in \Omega_t$ is realized and observed by all agents. The period budget constraint of domestic agents is

$$c_{T,t} + p_t c_{N,t} + E[m_{t+1}^\omega b_{t+1}^\omega] = y_{T,t} + p_t y_{N,t} + b_t \quad (2)$$

where all variables are contingent on the state of nature ω_t . For simplicity of notation, we omit the argument ω_t for variables that only depend on the contemporaneous state of nature, for example $c_{T,t} = c_{T,t}(\omega_t)$, but we include a superscript for random variables that depend on the realization of future states of nature, e.g. $b_{t+1}^\omega = b_{t+1}(\omega_{t+1})$ for the security holdings of domestic agents that are contingent on the future state ω_{t+1} . The pair $(y_{T,t}, y_{N,t})$ describes the stochastic endowment of domestic agents and follows a Markov process, which represents the only source of uncertainty.

⁴This contrasts with the experience of emerging market economies in earlier decades when dollar-denominated debt was the only financial liability available. Eichengreen and Hausmann (2005) termed this phenomenon the “original sin” of emerging economies.

We denote by p_t the relative price of non-traded goods in terms of traded goods, which serve as numeraire goods. p_t represents the country's real exchange rate.⁵

The term $E[m_{t+1}^\omega b_{t+1}^\omega]$ denotes the total amount of finance that domestic agents save in state-contingent securities if $b_{t+1}^\omega > 0$ or raise from international investors if $b_{t+1}^\omega < 0$. The pricing kernel of international investors $m_{t+1}^\omega = m_{t+1}(\omega_{t+1})$ is a random variable contingent on the next-period state of nature and is exogenous for the domestic economy – it can describe both risk-neutral investors if the pricing kernel is constant $m_{t+1}^\omega = \bar{m}_{t+1} \forall \omega_{t+1}$ and risk-averse investors if m_{t+1}^ω is state-contingent.

Two remarks are in order to describe how to relate our model of state-contingent Arrow securities to the liability choices that borrowers in emerging markets face in practice:

Remark 1 (Model of State-Contingent Security Payoffs). It may seem like an extreme assumption that borrowers in emerging economies can trade in a full set of state-contingent Arrow securities, but what matters for our analysis is that there is a meaningful choice of liabilities with different risk characteristics. For example, Burger et al. (2012) and Forbes and Warnock (2014) show that emerging market borrowers issue significant amounts of liabilities denominated not only in dollars but also in local currency, equity, FDI etc. As long as there are at least as many independent securities as states of nature, this is equivalent to a full set of Arrow securities. In our applications below, we will demonstrate most of our results in a two-state setup that captures crisis and normal times. This reflects that crisis insurance is possible even if only two types of financial securities are available. Our modeling choice is common in the theoretical literature analyzing the liability composition of emerging market borrowers (see e.g. Caballero and Krishnamurthy, 2003).

To provide examples of how to map emerging market liabilities that are used in practice into our framework of state-contingent securities: dollar debt can be captured in our model framework as a security that repays one unit of traded good in all states of nature, $X_{t+1}^\omega = 1 \forall \omega_{t+1}$; CPI-indexed local currency debt could be mapped into our model as a security that pays the value of one unit of non-traded good, $X_{t+1}^\omega = p_{t+1}^\omega \forall \omega_{t+1}$; etc.⁶

Remark 2 (International Lenders). We take the supply of capital from international investors as given and do not take a stance on what determines their pricing kernel m_{t+1}^ω . It is a standard observation that investors are averse to market risk. In addition, there may be a number of additional factors that induce investors to charge emerging market borrowers a premium, including the risk that governments could inflate away domestic nominal returns or expropriate international lenders (see e.g. Tirole, 2003; Du and Schreger, 2016). Our paper shows that the private liability choices of emerging market agents exhibit inefficient externalities even if they face an exogenous supply of risky funds from international lenders. The described factors may introduce additional inefficiencies beyond what we describe here.

⁵It is straightforward to extend the model to explicitly include a nominal exchange rate. See e.g. Végh (2012) for a variety of options on how to introduce nominal exchange rates in small open economy models.

⁶An alternative would be to define an exogenous set of securities that can be traded by individual borrowers. We describe this case in online appendix B.1.2 and show that the analysis proceeds along similar steps as our baseline model but is more complicated and requires additional notation.

We impose the following assumption, which captures that domestic agents generally have an incentive to decumulate wealth over time,

$$\beta < E [m_{t+1}^\omega] \quad \forall t, \omega_t$$

where the expected pricing kernel $E [m_{t+1}^\omega] = 1/R$ corresponds to the inverse of the risk-free interest rate in international capital markets. The assumption is thus equivalent to the condition $\beta R < 1$ in models of uncontingent borrowing by emerging market economies.

However, to capture that there are limits on the external liabilities that domestic agents can incur, we assume that domestic financial markets are subject to a financial constraint: domestic agents suffer from a moral hazard problem that limits the total amount of financial liabilities that they can incur in period t to a fraction ϕ of their total income,

$$E [m_{t+1}^\omega b_{t+1}^\omega] + \phi [y_{T,t} + p_t y_{N,t}] \geq 0 \quad (3)$$

A micro-foundation for this constraint is that domestic agents can divert wealth but investors can seize up to a fraction ϕ of their income. See appendix A.1 for an analytic description of this moral hazard problem and how it relates to the broader literature on balance sheet crises in emerging market economies.

Remark 3 (Specification of Financial Constraint). The crucial characteristic of our specification is that the financing capacity of private agents depends on the real exchange rate p_t . Depreciations in the exchange rate reduce their financing capacity and give rise to so-called “contractionary depreciations” when financial constraints are binding. This phenomenon is widely documented in emerging economies that suffer financial crises and is an integral part of models of balance sheet crises in emerging economies (see e.g. the citations in footnote 1).⁷

The financial constraint (3) limits the total market value of all financial liabilities issued by domestic agents – it does not distinguish e.g. between debt and equity. This can be motivated from the observation that similar agency problems arise for all types of external finance, no matter whether it is contingent or uncontingent.⁸ In online appendix B.1, we have analyzed the implications of alternative specifications to investigate the robustness of the constraint (3) by (i) imposing it on a state-by-state basis and by (ii) differentiating between the tightness of constraints on different types of financial liabilities, such as dollar-denominated bonds and equity. We show that both of these specifications deliver similar analytic expressions for optimal prudential policy intervention.⁹

⁷For empirical evidence that the majority of collateral in emerging economies derives from non-traded goods, see e.g. Calomiris et al. (2017).

⁸To underline the similarity of these agency problems, Tirole (2006, ch. 3), for example, describes the agency problem between lenders and borrowers and that between inside and outside shareholders using an identical model setup.

⁹If the cost of binding constraints is calibrated to similar levels in these alternative specifications, our baseline calibration approach in section 3 for prudential capital controls also remains valid. The intuition is that optimal prudential taxes on capital flows depend on the social cost of tightening economy-wide constraints at the time of repayment, not on the exact specification of constraints at the time of issuance.

The strategy of domestic agents is to choose a path of consumption $(c_{T,t}, c_{N,t})$ and a portfolio of state-contingent security holdings $\{b_{t+1}^\omega\}$ so as to maximize utility (1) subject to the budget constraint (2) and the financial constraint (3). We assign the shadow prices λ_t and μ_t to the two constraints and report the Lagrangian to the optimization problem in the appendix. The optimality conditions of domestic agents are

$$\begin{aligned} \text{FOC}(c_{T,t}) & : \lambda_t = u_{T,t} \\ \text{FOC}(c_{N,t}) & : p_t \lambda_t = u_{N,t} \\ \text{FOC}(b_{t+1}^\omega) & : m_{t+1}^\omega (\lambda_t - \mu_t) = \beta \lambda_{t+1}^\omega \end{aligned} \tag{4}$$

where we denote by $u_{T,t} = \partial u(c_{T,t}, c_{N,t}) / \partial c_{T,t}$ the partial derivative of the period utility with respect to traded consumption, and similarly for $u_{N,t}$.

Given their impatience, domestic agents decumulate wealth until they reach the neighborhood of the binding constraint (3). In the ergodic equilibrium, the economy fluctuates between periods of binding constraints and periods of loose constraints in that neighborhood.

2.1 Decentralized Equilibrium

The decentralized equilibrium in the described economy consists of a sequence of allocations $(c_{T,t}, c_{N,t}, b_{t+1}^\omega)$ and real exchange rates (p_t) that satisfy the optimization problem of domestic agents and that clear the market for non-traded goods $c_{N,t} = y_{N,t}$ and for traded goods every period, with the latter being guaranteed by the economy's external budget constraint (2).

In solving for the equilibrium, we observe:

Lemma 1 (Real Exchange Rate). *The economy's real exchange rate is a strictly increasing function of the ratio $c_{T,t}/y_{N,t}$, i.e.*

$$p_t = p(c_{T,t}/y_{N,t}) \tag{5}$$

with $p'(c_{T,t}/y_{N,t}) > 0$.

Proof. The result follows from combining the first two optimality conditions, the non-traded market-clearing condition $c_{N,t} = y_{N,t}$, and the homotheticity of the utility function. \square

Intuitively, the real exchange rate adjusts to reflect the relative scarcity of traded goods in the economy. For example, when there are large capital inflows, the domestic absorption of traded goods increases. Since traded and non-traded goods are complements, this increases the demand for non-traded goods, and domestic agents bid up the relative price p_t of the non-traded goods as described in the lemma, leading to a real exchange rate appreciation and vice versa for capital outflows.¹⁰

¹⁰Although exchange rates are notoriously disconnected from fundamentals during normal times (see Meese and Rogoff, 1983), they systematically experience sharp depreciations during emerging market financial crises (see e.g. Reinhart and Rogoff, 2009). Even in countries with pegged nominal exchange rates, real exchange rates still depreciate due

Portfolio Allocation Problem and Optimal Risk-sharing The Euler equation of decentralized agents describes how domestic agents share risk with international lenders. For any state $\omega_{t+1} \in \Omega_{t+1}$, optimal risk-sharing requires that

$$u_{T,t} = \frac{\beta u_{T,t+1}^\omega}{m_{t+1}^\omega} + \mu_t \quad (6)$$

i.e. the marginal rates of substitution between domestic agents and international investors are equated across all states of nature ω_{t+1} in period $t + 1$. In addition, if the financial constraint in period t is loose, then $\mu_t = 0$ and domestic agents also equate their intertemporal marginal rate of substitution with that of international investors, $\beta u_{T,t+1}^\omega / u_{T,t} = m_{t+1}^\omega \forall \omega_{t+1}$.

If international investors were risk-neutral, domestic agents obtain perfect consumption insurance across all states of nature. If insurance from international investors is costly, domestic agents choose an unsmooth consumption profile that optimally trades off risk versus return. In good states of nature when international investors put a low price on consumption (low m_{t+1}^ω), domestic agents choose high consumption (low $u_{T,t+1}^\omega$). Conversely, in states of nature towards which international investors are highly risk-averse (high m_{t+1}^ω), domestic agents choose low consumption (high $u_{T,t+1}^\omega$). Capital market integration with risk-averse international capital markets may therefore involve significant consumption fluctuations across different states of nature.

Financial Amplification When the financial constraint on domestic agents is binding, a marginal change in the wealth of domestic agents leads to financial amplification, as we illustrated in Figure 1. We show this analytically by focusing on a state of nature and period in which the economy is constrained and substituting the collateral constraint (3) and the non-traded market-clearing condition into the budget constraint (2):

$$c_{T,t} = y_{T,t} + b_t + \phi [y_{T,t} + p (c_{T,t} / y_{N,t}) y_{N,t}] \quad (7)$$

Abbreviating the derivative of the exchange rate function by p' , we obtain the following characterization:

Lemma 2 (Financial Amplification). *In a constrained period, a marginal increase in aggregate wealth b_t relaxes the financial constraint by*

$$\frac{-dE [m_{t+1}^\omega b_{t+1}^\omega]}{db_t} = \frac{\phi p'}{1 - \phi p'} \quad (8)$$

and raises traded consumption by

$$\frac{dc_{T,t}}{db_t} = 1 + \frac{-dE [m_{t+1}^\omega b_{t+1}^\omega]}{db_t} = \frac{1}{1 - \phi p'} > 1 \quad (9)$$

to deflationary pressures, and the nominal peg frequently collapses during crises, giving way to strong nominal and real depreciations.

Our model does not aim to describe real exchange rate fluctuations during normal times, which is famously difficult. Instead, the real exchange rate in our model only matters during crises, i.e. when the financial constraint is binding and financial amplification dynamics play out. The real exchange rate predictions of our model are consistent with the evidence under those circumstances.

Proof. We obtain the results from implicitly differentiating expression (7). □

The inequality in equation (9) captures the phenomenon of financial amplification when the constraint is binding.¹¹ We can disentangle the effect of higher net worth b_t into two parts, given by the two additive terms in the middle of equation (9). First, it leads to a direct one-for-one increase in consumption. Secondly, it relaxes the constraint and triggers financial amplification effects: higher consumption appreciates the real exchange rate, captured by p' , which in turn allows for more borrowing $\phi p'$, a further increase in consumption and so on. We can also re-write the expression as a geometric sum of the initial effect of increasing net worth 1 plus successive rounds of relaxing the financial constraint, $1 + \phi p' + (\phi p')^2 + \dots = \frac{1}{1 - \phi p'}$, which all occur instantaneously in period t .

We observe another insight by taking the inverse of equation (9). For any increase in traded consumption dc_T when the constraint is binding, a fraction $1 - \phi p'$ is financed by higher net worth db and the remaining fraction $\phi p'$ is financed by additional borrowing. We will use this result below to quantify the strength $\phi p'$ of financial amplification effects.

Assumption 1 (Uniqueness of Equilibrium). *The utility function and endowments are such that $\phi p' < 1 \forall \omega, t$.*

If this condition was violated, the economy would be prone to multiple equilibria: starting from a given constrained allocation at which $\phi p' \geq 1$, a coordinated increase in the consumption of all agents by a marginal unit would appreciate the real exchange rate and relax the constraint by at least one unit so that the increase in consumption can be financed by issuing additional securities without violating the financial constraint. This can be repeated either until domestic agents reach their optimal unconstrained level of consumption or until the economy becomes constrained at higher levels of consumption at which $\phi p' < 1$ is satisfied. In both cases, there exists another equilibrium in addition to the original equilibrium at which $\phi p' \geq 1$. This multiplicity is a well-known property of models of endogenous financial constraints (see e.g. the discussion in Korinek and Mendoza, 2014).

Since the price function $p(c_T/y_N)$ is a general equilibrium object that depends on policy functions that do not necessarily have an explicit representation, it is impossible to characterize conditions on fundamental parameters that are equivalent to Assumption 1 in general. However, in our calibration below we assume that inter- and intratemporal preferences are given by CES utility functions, which allows us to obtain a closed-form expression for $\phi p'(\cdot)$ as reported there. This expression implies that the assumption is satisfied for standard parameter values.

2.2 Constrained Social Planner

We determine the scope for capital flow regulation in the described economy by introducing a constrained social planner who is subject to the same financial constraint (3) as private agents. We assume that the planner has the power to determine the portfolio allocation b_{t+1}^ω of domestic

¹¹A detailed description of this amplification mechanism can be found in Krugman (1999) and Mendoza (2005).

agents. We will show below that this is equivalent to the setup of a constrained Ramsey planner who imposes taxes/regulations on capital flows b_{t+1}^ω . Private agents continue to choose how to allocate their income to the consumption of traded and non-traded goods. As a result, the planner needs to respect the optimality condition (5) of private agents, which pins down the real exchange rate and serves as an implementability constraint to the planning problem.¹²

The problem of the planner is to pick a path of real variables $(c_{T,t}, c_{N,t}, b_{t+1}^\omega)$ that maximize utility (1) subject to the resource constraints given by $c_{N,t} = y_{N,t}$ and (2), as well as subject to the financial constraint (3) and the implementability constraint (5). Given that non-traded consumption is pinned down by non-traded endowment, the planner has a single relevant decision margin every period: how much traded wealth to consume versus how much to save in different state-contingent securities.

$$\begin{aligned} \max_{c_{T,t}, b_{t+1}^\omega} E \sum_{t=0}^{\infty} \beta^t u(c_{T,t}, y_{N,t}) \quad \text{s.t.} \quad & c_{T,t} + E[m_{t+1}^\omega b_{t+1}^\omega] = y_{T,t} + b_t \\ & E[m_{t+1}^\omega b_{t+1}^\omega] + \phi[y_{T,t} + p(c_{T,t}/y_{N,t})y_{N,t}] \geq 0 \end{aligned} \quad (10)$$

The critical difference between the planner's problem (10) and the optimization problem of decentralized agents is that the planner internalizes the effects of aggregate traded consumption on the real exchange rate p and therefore on the financial constraint, as captured in the second line of the problem. Assigning the shadow prices $\tilde{\lambda}_t$ and $\tilde{\mu}_t$ to the two constraints, the planner's optimality conditions are

$$\begin{aligned} \text{FOC}(c_{T,t}) & : \quad \tilde{\lambda}_t = u_{T,t} + \tilde{\mu}_t \phi p' (c_{T,t}/y_{N,t}) \\ \text{FOC}(b_{t+1}^\omega) & : \quad m_{t+1}^\omega (\tilde{\lambda}_t - \tilde{\mu}_t) = \beta \tilde{\lambda}_{t+1}^\omega \quad \forall \omega \end{aligned}$$

The first optimality condition highlights that the social value of additional wealth consists not only of the marginal utility $u_{T,t}$ of consuming it, as in the private optimality condition (4), but also of relaxing the financial constraint. When the financial constraint is loose so $\tilde{\mu}_t = 0$, the expressions for the social and private value of additional wealth are identical so $\tilde{\lambda}_t = \lambda_t$. Combining the two optimality conditions, we obtain

$$u_{T,t} - \tilde{\mu}_t (1 - \phi p' (c_{T,t}/y_{N,t})) = \frac{\beta \left(u_{T,t+1}^\omega + \phi \tilde{\mu}_{t+1}^\omega p' \left(c_{T,t+1}^\omega / y_{N,t+1}^\omega \right) \right)}{m_{t+1}^\omega} \quad \forall \omega \quad (11)$$

In every period, the planner equates the social marginal rates of substitution between domestic agents and international investors across all states of nature ω_{t+1} for the following period. The social marginal benefit of wealth of domestic agents includes the effects of additional wealth on the constraint.

¹²This setup follows the tradition of Stiglitz (1982) and Geanakoplos and Polemarchakis (1986) and captures that policymakers have instruments to regulate financial market allocations, but that they are subject to the laws of demand and supply when they attempt to manipulate market prices such as the exchange rate. We will consider additional policy instruments below in section 5.

Implementation via Taxes The planner can equivalently implement her optimal allocations by using taxes on the security issuance of domestic agents in a decentralized setting.

Proposition 1 (Constrained Efficient Allocation). *The planner implements the constrained efficient allocation in the economy by imposing non-negative taxes on the sale of state-contingent Arrow securities b_{t+1}^ω of*

$$\tau_{t+1}^\omega = \phi p' (c_{T,t+1}^\omega / y_{N,t+1}^\omega) \cdot \frac{\beta \tilde{\mu}_{t+1}^\omega}{u_{T,t}} \geq 0 \quad (12)$$

Proof. A detailed derivation is reported in appendix A.3. The intuition is that we can replicate the generalized Euler equation (11) of the planner by substituting the tax rates τ_{t+1}^ω into the Euler equation of private agents under taxation. Furthermore, comparing the private optimality condition (6) with the planner's optimality condition (11), we observe that the planner's shadow price of being constrained will satisfy

$$\tilde{\mu}_t (1 - \phi p') = \mu_t \quad (13)$$

□

The optimal tax (12) is a *prudential* policy instrument: it depends not on whether the economy is presently constrained but on whether the economy is at risk of hitting binding constraints in the future. Specifically, the tax rate τ_{t+1}^ω is zero for securities that are contingent on future states of nature ω_{t+1} in which the financial constraint will be loose. It is positive and reflects the uninternalized social benefit of carrying additional wealth into states ω_{t+1} of period $t + 1$ in which the financial constraint will be binding.

The expression for the optimal tax rate (12) consists of three elements: the term $p'(\cdot)$ captures how much an additional unit of liquid wealth in period $t + 1$ will appreciate the value of non-traded collateral; the term ϕ captures how much additional borrowing capacity this will deliver; the term $\beta \tilde{\mu}_{t+1}^\omega / u_{T,t}$ captures the welfare benefit of relaxing the binding constraint normalized by the marginal utility of traded consumption, i.e. expressed in terms of the numeraire good. This latter term is zero if the economy is unconstrained in state ω_{t+1} .

The planner's intervention described in Proposition 1 is time-consistent, as can easily be verified – the optimal tax (12) on liability issuance depends only on current and future objects so there is no value to commitment. (In section 5.3 we will show that this is no longer the case if an equivalent tax wedge is imposed on the repayment of liabilities.)

Furthermore, the allocation implemented by the planner achieves a Pareto improvement: The welfare of domestic agents is higher by revealed preference of the planner: the planner could pick the allocation of decentralized agents by setting zero taxes but instead chooses to pick the positive tax rates (12) that alter this allocation. International lenders are large and are indifferent between purchasing securities or not so their welfare is unchanged.

Regulating Composite Securities In practice, policymakers are interested in regulating real-world securities, such as different types of debt or equity, rather than Arrow securities. In our

framework, we can view such securities as composite bundles of state-contingent Arrow securities, and we can easily extend our analysis to this case.

We denote the state-contingent payoff profile of a given composite security by a payoff vector X_{t+1}^ω . For example, the payoff profile of a dollar-denominated discount bond \mathcal{D} can be denoted by a vector $X_{t+1}^\omega(\mathcal{D}) = \{1\}$ since it pays one unit of traded good in all states of nature of the following period. Similarly, bonds indexed to the real exchange rate \mathcal{R} or GDP-indexed bonds \mathcal{Y} can be denoted by the vectors $X_{t+1}^\omega(\mathcal{R}) = \{p_{t+1}^\omega\}$ and $X_{t+1}^\omega(\mathcal{Y}) = \{y_{T,t+1}^\omega + p_{t+1}^\omega y_{N,t+1}^\omega\}$, respectively, since the payoffs of the two correspond to the value of the real exchange rate and of aggregate output. This allows us to extend our results on capital flow regulation to securities with arbitrary payoff profiles:

Corollary 1 (Regulating Capital Flows). *The optimal specific tax on a capital inflow with payoff vector X_{t+1}^ω is*

$$t(X_{t+1}^\omega) = E[\tau_{t+1}^\omega X_{t+1}^\omega] \quad (14)$$

We thus call τ_{t+1}^ω the **externality pricing kernel** of the economy. If $X_{t+1}^\omega < 0$ then equation (14) provides the optimal subsidy on capital outflows.

Proof. The optimal specific tax t ensures that the no-arbitrage condition for the purchase of a corresponding bundle of Arrow securities $b_{t+1}^\omega = X_{t+1}^\omega$ is satisfied. A more detailed derivation is reported in appendix A.3. \square

This optimal tax reflects the social cost of the externalities created by issuing one unit of a security with payoffs X_{t+1}^ω in terms of the numeraire good. Conversely, it also reflects the social benefit of saving one unit of a security with payoffs X_{t+1}^ω .

Expression (14) takes on a very similar form to standard asset pricing conditions, making it natural to define the term τ_{t+1}^ω as the externality pricing kernel of the economy. Just like a regular pricing kernel, the externality pricing kernel is a state-contingent variable that quantifies the externality of a unit payoff in state ω_{t+1} of period $t + 1$. The externality pricing kernel is zero when the financial constraint in period $t + 1$ is loose and no externalities occur; it is positive and captures the cost that the tightening constraint imposes on other domestic agents when the financial constraint in period $t + 1$ is binding.

International lenders are willing to pay $q(X_{t+1}^\omega) = E[m_{t+1}^\omega X_{t+1}^\omega]$ for a payoff vector X_{t+1}^ω , but the social benefit to the domestic economy is $q(X_{t+1}^\omega) + t(X_{t+1}^\omega) = E[(m_{t+1}^\omega + \tau_{t+1}^\omega) X_{t+1}^\omega]$. We can therefore view the stochastic variable $(m_{t+1}^\omega + \tau_{t+1}^\omega)$ as the *social pricing kernel* of the domestic economy. The social benefit of a marginal unit of wealth is equal to the private benefit in those states ω_{t+1} in which the financial constraint is loose. It is increased by the value of relaxing the constraint when the financial constraint is binding.

The case $X_{t+1}^\omega < 0$ captures a capital outflow in period t that leads to a state-contingent inflow in period $t + 1$, for example from savings or investments abroad that are repatriated in the following period. Receiving a payoff from abroad generates the opposite externalities of making a payoff to foreigners in period $t + 1$, and this results in a negative optimal tax in equation (14), i.e.

in a subsidy. In line with our earlier discussion, it would be desirable to impose such *prudential subsidies* on capital outflows in periods when the financial constraint is slack to obtain positive payoffs from foreigners in future periods in states of nature when the financial constraint is binding. This policy could be interpreted as a subsidy to purchasing crisis insurance or to private foreign reserve accumulation. However, one practical caveat to providing such subsidies is that it is difficult to ensure that repatriation will actually occur at the desired times, i.e. during crises when the financial constraint is binding.

3 Empirical Investigation Using Sufficient Statistics

We employ sufficient statistics to quantify the externalities of capital flows that we identified in the previous section. In other words, we impose assumptions on the functional forms and map the mathematical terms that describe the externalities in Proposition 1 and Corollary 1 into empirically observable magnitudes that can be readily obtained from the data.

There are two important benefits to such a sufficient statistics approach compared to a model calibration: First, it minimizes the data required to quantify optimal policy measures. It does not require estimating all of the structural parameters of our model, some of which are difficult to obtain empirically and subject to considerable uncertainty. Second, the sufficient statistics are intuitive, transparent, and robust to a number of extensions of our basic model structure, as we show in section 5.

Naturally, there is also a caveat: it is difficult to use sufficient statistics to perform counterfactual analysis of how equilibrium will change in response to changes in fundamental parameters or to the imposition of policies.¹³ For robustness and to address these concerns, we will thus complement and compare our sufficient statistics approach with quantitative simulations of a DSGE version of our model below in section 4. For a detailed evaluation of the benefits and disadvantages of DSGE models see Korinek (2018).

There is also a limitation that applies to both sufficient statistics and calibration approaches, but that becomes perhaps more transparent under a sufficient statistics approach: our analysis is based on data from historical financial crises, which are (fortunately) rare events. Our estimates are point estimates that capture the specific circumstances of the economies and events under consideration. They are only applicable to the future in the absence of structural changes in the described economies. This caveat also applies to DSGE model simulations that are calibrated to replicate past crises episodes, as is commonly done in the literature.

¹³The latter problem is frequently referred to as the ‘Lucas critique.’ However, by imposing mild additional assumptions on behavioral responses, we will show below that sufficient statistics can also be used to investigate how the externalities of capital flows change in response to the imposition of optimal capital flow regulation (see footnote 23).

List of Sudden Stop Episodes We consider a sample of Sudden Stop episodes during the period of 1994 to 2013 based on the dataset of Korinek and Mendoza (2014).¹⁴ Table 1 reports our list of sudden stop episodes. In the spirit of Calvo (1998), we define the peak quarter of each episode as the quarter within each episode in which the greatest current account reversal occurred compared to four quarters before. For example, in Thailand the greatest current account/GDP reversal occurred from a CA/Y ratio of -4.7% in 1997Q1 to 16.3% in 1998Q1. The third column lists the magnitude of the current account reversal $\Delta CA/Y$ in that quarter.

| Country | Peak Quarter | $\Delta CA/Y$ |
|-----------|--------------|---------------|
| Thailand | 1998Q1 | 20.9% |
| S Korea | 1998Q1 | 20.8% |
| Malaysia | 1998Q2 | 21.8% |
| Indonesia | 1998Q3 | 10.0% |
| Russia | 1998Q4 | 13.9% |
| Turkey | 2001Q2 | 8.2% |
| Argentina | 2002Q3 | 3.1% |

Table 1: List of sudden stop episodes

Our objective is to characterize the externalities associated with private capital flows in the year leading up to the peak period of each of these sudden stop episodes.

Sufficient Statistics Substituting for $\tilde{\mu}$ from equation (13), we express the externality pricing kernel τ_{t+1}^ω in equation (12) as the product of the following two terms,

$$\tau = \frac{\beta\mu}{u_T} \cdot \frac{\phi p'(c_T/y_N)}{1 - \phi p'(c_T/y_N)}$$

The first term, the normalized shadow price $\beta\mu/u_T$, expresses the tightness of the financial constraint normalized by marginal utility. This term captures the private benefit in terms of dollars of relaxing the financial constraint by one marginal dollar. The expression can equivalently be interpreted as the shadow interest rate premium of domestic private agents, i.e. the interest rate

¹⁴These countries include the four countries most affected by the East Asian crises, which were the first prototypical examples of emerging market crises driven by balance sheet effects of private borrowers (see e.g. Krugman, 1999), as well as the three largest crises (as measured by the size of support via international rescue packages) in the following decade but prior to the Great Financial Crisis of 2008/09. We exclude sudden stop episodes that occurred during or shortly after the Great Financial Crisis since the latter had effects on worldwide financial markets and trade networks that may have been partly responsible for the observed contraction in capital flows and output. However, in principle, our method is applicable to any country that experiences a sharp decline in domestic absorption coinciding with a current account reversal that can reasonably be interpreted as the result of balance sheet effects and binding financial constraints.

premium that would have to prevail so they domestic agents indifferent between being constrained or not.

We determine $\beta\mu/u_T$ by measuring how much domestic consumption declines below its HP-filtered trend during financial crises and imposing a parametric assumption on utility. Specifically, we assume that domestic agents are on their Euler equation $u_T(c_T, \cdot) = \beta E[u'_T/m']$ if consumption c_T equals trend consumption \bar{c}_T , and that declines below this trend during financial crisis events are driven by binding financial constraints. A first-order Taylor approximation to the Euler equation of domestic agents then implies¹⁵

$$\frac{\beta\mu}{u_T} \approx -\sigma \cdot \frac{\Delta c_T}{\bar{c}_T} \quad (15)$$

where we define $\Delta c_T/\bar{c}_T = (c_T - \bar{c}_T)/\bar{c}_T$ the decline of consumption below its trend, and where σ is the elasticity of substitution of traded consumption, $\sigma = -\bar{c}_T \cdot u_{TT}/u_T$, for which we assume the standard value $\sigma = 2$ in macroeconomics.

We approximate the percentage decline in consumption $\Delta c_T/\bar{c}_T$ from its trend using the percentage reduction in domestic absorption from its trend in the data. Absorption is defined as the sum of consumption, investment and government spending, and equals GDP minus net exports. In our model, consumption equals absorption since we do not explicitly account for government spending and investment.¹⁶

We determine the deviation of absorption from trend by looking at the average deviation of absorption from trend during the four quarters starting with the peak of the sudden stop. In Thailand, for example, we date the peak of the sudden stop as 1998Q1 and we find absorption to be on average 15.0% below trend during the four quarters of 1998. We list the corresponding values for the normalized shadow price $\beta\mu/u_T$ for different sudden stop episodes in column 3 of

¹⁵To obtain the approximation, we express the shadow price of domestic agents from the wedge in their Euler equation as

$$\mu = u_T(c_T, \cdot) - \beta E[u'_T/m'] = u_T(c_T, \cdot) - u_T(\bar{c}_T, \cdot)$$

where the second step follows from the assumption that trend consumption satisfies the Euler equation with equality. Then we approximate the right-hand side around $c_T = \bar{c}_T$ and divide by u_T .

¹⁶Using absorption rather than consumption data for our sufficient statistics and, later, for the calibration of our quantitative model, thus allows us to map the budget constraint in the model $c_T = y_T - (E[m'b'] - b)$ to the accounting identity in the data that absorption equals GDP minus net exports, $Ab = Y - (NX)$. Otherwise, there would be a discrepancy between consumption and current account movements and the mapping from the data to our model is less clean. During sudden stops, all three components of absorption are typically subject to severe constraints and experience large declines. We performed robustness tests using consumption data instead of absorption data and obtained estimates of similar magnitude.

Furthermore, observe that we use data on total absorption rather than absorption of traded goods since reliable sector-specific absorption data is not available for most of the countries and sudden stop episodes that we consider. For a given functional form of the utility function, any value of the elasticity of substitution of composite consumption can be translated into an equivalent elasticity of substitution of traded consumption under which equation (15) is valid. For CES specifications of the utility of traded and non-traded consumption, such as the one that we use in the quantitative analysis of section 4, the two elasticities in fact coincide as long as traded and non-traded consumption move in parallel.

Table 2. Our estimates are all positive, capturing that absorption declines below trend in typical financial crises.

| Country | Date | $\frac{\beta\mu}{u_T}$ | $\frac{\phi p'}{1-\phi p'}$ | τ |
|-----------|--------|------------------------|-----------------------------|--------|
| Thailand | 1998Q1 | 30.0% | 1.21 | 36.3% |
| S Korea | 1998Q1 | 31.6% | 1.39 | 44.1% |
| Malaysia | 1998Q2 | 31.6% | .39 | 12.2% |
| Indonesia | 1998Q3 | 16.8% | .30 | 5.1% |
| Russia | 1998Q4 | 14.9% | .46 | 6.8% |
| Turkey | 2001Q2 | 19.1% | .54 | 10.3% |
| Argentina | 2002Q3 | 21.0% | .17 | 3.6% |

Table 2: Sufficient statistics and externality

The second term, $\phi p' / (1 - \phi p')$, captures how much additional net worth will relax the constraint. Specifically, the numerator of the expression, $\phi p'$, describes by how much the constraint is relaxed in response to an increase in domestic consumption. The denominator reflects that an increase in net worth increases consumption not only directly but also indirectly via amplification effects, as described in Lemma 2. We use this lemma to obtain our second sufficient statistic: we divide the two expressions (8) and (9) from the lemma to obtain

$$\frac{-dE [m'b']}{dc_T} = \phi p' \approx \frac{-\Delta E [m'b']}{\Delta c_T} \quad (16)$$

Intuitively, the expression describes how external financial liabilities and traded consumption co-move when the economy experiences wealth shocks and the financial constraint is binding: a fraction $\phi p'$ of any change in consumption dc_T is due to the tightening financial constraint $-dE [m'b']$. Conversely, the remaining fraction $1 - \phi p'$ is due to the wealth shock itself. We approximate the marginal effect in equation (16) by the average effect.

We map the right-hand side of expression (16) to the data by observing that the current account is defined as the change in the net external wealth of a country in a given time period. We equate the change in external wealth $-\Delta E [m'b']$ to the deviation in the current account from its HP-filtered trend in the year starting with the peak of the sudden stop. Furthermore, we map Δc_T to the decline in absorption over the same period. For example, in Thailand, the current account deficit declined by 8.2% in 1998. Absorption declined by 15.0% of GDP, implying an estimate for $\phi p' \approx .55$ and $\phi p' / (1 - \phi p') \approx 1.21$. The estimates for other countries are listed in column 4 of Table 2.

The externality term τ is obtained by multiplying the two terms and is listed in the last column of the table. It reflects the percentage social cost of a marginal capital outflow during the described sudden stop episodes. For example, we estimate the externality of capital outflows in Thailand

1998Q1 as 36% of the outflow – in other words, the total social cost of a capital outflow was more than one third larger than the private cost.

The externalities in South Korea’s sudden stop of 1998Q1 were of similar magnitude. Malaysia experienced somewhat smaller externalities in 1998Q2, potentially due to the use of restrictions on capital outflows that mitigated the factor of amplification $\frac{\phi p'}{1-\phi p'}$. In both the sudden stops of Indonesia 1998Q3 and Russia 1998Q4, the externalities are estimated to be lower because both absorption and the current account deviated less from their HP-filtered trend during their sudden stops – the crises in the two countries were so prolonged that the trend on both variables dipped significantly.¹⁷ Turkey in 2001Q2 exhibited externalities of similar scale to Malaysia. Interestingly, our estimates for the externalities of capital flows to Argentina are comparably small – presumably because the main problem in Argentina’s sudden stop of 2002 was sovereign default rather than private balance sheet problems.

Payoff Profile of Different Capital Flows We describe the realized real payoffs of five different categories of capital flows during our sudden stop episodes.¹⁸ Table 3 lists the nominal depreciation of the local currency e/e_{t-4} (with higher values indicating greater depreciation) as well as nominal consumer price inflation Π over the four quarters leading up to the peak quarter. For example, in the case of Thailand, the exchange rate depreciated from 25.86 THB/USD at the end of 1997Q1 to 47.09 THB/USD at the end of 1998Q1, and consumer prices rose by 9%. In the ensuing five columns, the table lists the real gross returns of five categories of capital flows in terms of a domestic consumption basket:

Dollar debt $R_{\$}$: When domestic agents borrow in dollars, they expose themselves to real exchange rate risk. The real gross return on dollar debt consists of the principal plus the dollar interest rate $1 + r_{\$}$ times the increase in the value of foreign currency e/e_{t-4} deflated by the increase in consumer prices $(1 + \Pi)$, or $R_{\$} = (1 + r_{\$}) (e/e_{t-4}) / (1 + \Pi)$.

GDP-indexed debt R_Y : GDP-indexed dollar debt adjusts the real returns on dollar debt for unexpected shocks to GDP. We multiply the gross return on dollar debt by the deviation in GDP from its expectation, $R_Y = R_{\$} \cdot Y/E[Y]$, where we approximate expected output $E[Y]$ by HP-filtered trend output.

CPI-indexed debt R_{Π} : The real return on CPI-indexed local currency debt consists of the contractual interest rate adjusted for expected nominal inflation, $R_{\Pi} = (1 + r_L) / (1 + E[\Pi])$ where

¹⁷This observation suggests that it may be desirable to use a slightly higher smoothing parameter λ in the HP-filter to determine deviations from trend in countries that suffered prolonged crisis, as also recommended by Drehmann, Borio and Tsatsaronis (2012) to measure financial cycles. The resulting estimates of externalities are somewhat larger than those reported in Table 2 – detailed results are available from the author upon request. However, for consistency with the existing literature, we used the standard smoothing parameter for quarterly data $\lambda = 1600$.

¹⁸One of the strengths of our sufficient statistics approach is that it is sufficient to describe the realized payoffs of different types of financial contracts during sudden stops without specifying the full stochastic process of the payoffs across all states of nature. This allows us to obtain externality estimates during crises for a wide range of financial securities.

we approximate expected inflation $E[\Pi]$ by the rise in the HP-filtered consumer price index.

Local currency debt R_L : The real return on nominal local currency debt consists of the nominal local currency interest rate r_L deflated by the realized increase in consumer prices, $R_L = (1 + r_L)/(1 + \Pi)$.

Equity investment R_Q : Finally, for the average real return on equity portfolio investment, we deflate the nominal return on the country's main stock market index Q by the CPI, $R_Q = (Q/Q_{t-4})/(1 + \Pi)$.

| Country | Date | e/e_{t-4} | $1 + \Pi$ | $R_{\$}$ | R_Y | R_{Π} | R_L | R_Q |
|-----------|--------|-------------|-----------|----------|-------|-----------|-------|-------|
| Thailand | 1998Q1 | 1.82 | 1.09 | 1.77 | 1.64 | 1.05 | 1.01 | .59 |
| S Korea | 1998Q1 | 1.84 | 1.09 | 1.79 | 1.69 | 1.06 | 1.01 | .69 |
| Malaysia | 1998Q2 | 1.53 | 1.06 | 1.53 | 1.44 | 1.04 | 1.02 | .49 |
| Indonesia | 1998Q3 | 4.39 | 1.76 | 2.63 | 2.20 | 1.01 | .69 | .35 |
| Russia | 1998Q4 | 3.46 | 1.70 | 2.15 | 1.97 | .81 | .65 | .26 |
| Turkey | 2001Q2 | 2.03 | 1.52 | 1.42 | 1.33 | .99 | .93 | .43 |
| Argentina | 2002Q3 | 3.69 | 1.36 | 2.80 | 2.53 | 1.12 | .90 | .89 |

Table 3: Realized gross returns on different asset categories during sudden stops

Finally, let us observe that capital flows that are unlikely to reverse during financial crises, such as greenfield FDI, do not generate externalities.

Externalities of Capital Flows We combine the externality kernel during sudden stop episodes from Table 2 with the realized returns data during sudden stop episodes from Table 3. To obtain the Pigovian tax to offset the externality of issuing a security with payoff profile X , we need to characterize the expectation $E[\tau X]$. Recall that the externality kernel in unconstrained time periods is zero; therefore the returns in unconstrained periods are irrelevant for our calculation. We can multiply the externality kernel conditional on a crisis with the ex-ante probability of a crisis and the realized returns during crises so that $E[\tau X] = \pi \tau R_X$. Our sample period spans 1993 – 2012, and each of the countries experienced only one sudden stop episode in which financial constraints were clearly binding at the aggregate level. We therefore set the probability of crisis in each country to $\pi = 5\%$, corresponding to a crisis incidence of once every twenty years.¹⁹

Table 4 lists our estimates of the Pigovian taxes required to offset the externalities of different types of capital inflows. These can equivalently be interpreted as the long-run externalities of capital inflows when the probability of crisis is at its average:

¹⁹Eichengreen et al. (2008) estimates the long-run incidence of sudden stops in an emerging economy to be 5.5%. More broadly, we could also adjust our results for time variation in the probability of a sudden stop, for example if an emerging economy has recently experienced a large credit boom.

| Country | π | τ | $E[\tau R_{\$}]$ | $E[\tau R_Y]$ | $E[\tau R_{\Pi}]$ | $E[\tau R_L]$ | $E[\tau R_Q]$ |
|-----------|-------|--------|------------------|---------------|-------------------|---------------|---------------|
| Thailand | 5% | 36.3% | 3.20% | 3.09% | 1.91% | 1.83% | 1.07% |
| S Korea | 5% | 44.1% | 3.94% | 3.69% | 2.33% | 2.23% | 1.52% |
| Malaysia | 5% | 12.2% | 0.94% | 0.90% | 0.64% | 0.62% | 0.30% |
| Indonesia | 5% | 5.1% | 0.67% | 0.62% | 0.26% | 0.18% | 0.09% |
| Russia | 5% | 6.8% | 0.73% | 0.68% | 0.27% | 0.22% | 0.09% |
| Turkey | 5% | 10.3% | 0.73% | 0.69% | 0.51% | 0.47% | 0.22% |
| Argentina | 5% | 3.6% | 0.49% | 0.44% | 0.20% | 0.16% | 0.16% |

Table 4: Pigovian taxes on different categories of capital flows

The table displays a clear ranking: Dollar debt imposes the greatest externalities among the capital inflows under consideration. The intuition is that emerging market crises involve significant depreciations in the exchange rate which multiply the value of dollar debt obligations from the point of view of domestic agents and lead to adverse balance sheet effects (cp. Table 3) and feedback loops. In the case of Thailand 1998Q1, for example, the baht exchange rate rose by 82%, creating an externality of 66.1% per unit of dollar debt during the sudden stop, which we translate into a long-run externality of 3.20% of the value of dollar debt.

The long-run externalities from GDP-linked debt are only marginally lower – 3.09% in the case of Thailand. GDP-linked debt provides for some insurance – the coupon is reduced by the same percentage as the growth rate of the country – but is typically still denominated in foreign currency, giving rise to adverse valuation effects.²⁰

CPI-indexed local currency debt allocates the risk of real exchange rate depreciations to international investors but protects them from inflation risk. In the event of a crisis, international investors suffer considerable losses – 55% during the sudden stop in Thailand 1998Q1 – but domestic agents are protected against contractionary real depreciations. CPI-indexed debt therefore imposes considerably lower long-run externalities on the economy – 1.91% in our estimate derived from Thailand’s 1998Q1 sudden stop.

Unindexed local currency debt allocates the risk of both currency depreciation and inflation to international investors. Since severe sudden stops frequently trigger a spike in inflation, this provides domestic agents with additional insurance. In Thailand, inflation was relatively moderate during the 1998Q1 sudden stop, but Indonesia, for example, experienced a 76% increase in consumer prices during the sudden stop of 1998Q3, implying that domestic agents who had borrowed in local currency saw the nominal value of their debts decline to $1/1.76 = 57\%$ of its original real value.

Equity investments expose international investors not only to exchange rate risk but also to the business risk of domestic agents. Sudden stops and the ensuing financial crises lead to sharp

²⁰In principle, this problem could be addressed by making GDP-linked bonds a levered bet on GDP. However, in practice, GDP-linked bonds are structured such that only the coupon is linked to GDP growth and the principal is returned in full in order for the security to be treated as a bond and make it appealing to a broader class of investors.

declines in economic activity and corporate profits and therefore to negative returns on equity investments. In the case of Thailand, for example, the country's main stock market index declined by 41%. This leads to an estimate of the long-run externalities of foreign equity investments of 1.07%. Note that this is only about one third of the externalities of dollar debt.

We have not included greenfield foreign direct investment (FDI) in the Table. Such investment occurs when foreign investors construct new operational facilities in a foreign country from the ground up. Greenfield FDI exposes foreign investors to exchange rate and business risk and is also quite illiquid. Since installed capital cannot easily be repatriated and is unlikely to yield significant dividends in the event of a sudden stop, the externalities from greenfield FDI are close to zero. This type of foreign investment is therefore the most benign.

In line with our discussion in Corollary 1, the externalities of capital outflows that are repatriated during crises are of the opposite sign of the externalities of the corresponding inflows. For example, if private agents purchase crisis insurance that pays off whenever an economy experiences a financial crisis, the country would experience positive externalities given by the externality kernel τ in Table 4. If private agents accumulate dollar reserves abroad during good times that are guaranteed to be repatriated during crisis, the country would experience positive externalities of the magnitude given for dollar flows in Table 4.

4 Quantitative Simulations

This section performs quantitative simulations of a calibrated version of our baseline model. The objective of our simulations is twofold. First, we examine how closely the results from the sufficient statistics approach and the simulations correspond to each other to check the robustness of the two methodologies. Secondly, we use model simulations to analyze counterfactual policy experiments.

Equilibrium in the described economy can be characterized in recursive form by observing that all variables in a given time period are determined by two state variables: the initial financial wealth b_t and the vector of endowment shocks $y_t = (y_{T,t}, y_{N,t})$ of the domestic agents. In the remainder of the paper, we express all allocations and prices as a function of these state variables, e.g. $c_T(b, y)$ and $p(b, y)$, where we simplify notation by dropping time sub-scripts (unless required for clarity).

We implement our numerical simulations using an endogenous gridpoints method for occasionally binding collateral constraints, as described in Jeanne and Korinek (2010b), extended to the case of state-contingent financial markets.

4.1 Calibration

We calibrate our baseline model to yearly data with the objective of replicating the main macroeconomic dynamics of Thailand, with special focus on the sudden stop in 1997/98. For the utility function, we choose $\beta = 0.96$ and period utility $u(c) = c^{1-\sigma} / (1 - \sigma)$ over a composite good in which traded and non-traded goods enter in CES fashion $c = c(c_T, c_N) = [ac_T^r + (1 - a)c_N^r]^{1/r}$.

We use the standard value $\sigma = 2$ to replicate an elasticity of intertemporal substitution of $1/2$. We follow Mendoza (2005) in picking a traded goods share $a = 0.4$, and an elasticity of substitution $\frac{1}{1-\sigma} = 0.8$ between traded and non-traded goods.²¹

We assume the output of both traded and non-traded goods follows a binary stochastic process $y_{T,t} = y_{N,t} \in \{y_H, y_L\}$, where we equate the low realization of the output shock with sudden stop episodes, which arise with i.i.d. probability $\pi_L = 5\%$ to capture an average incidence of once every 20 years.²² We normalize $y_H = 1$ and choose $y_L = .93$ so as to replicate a decline in output of 7% during sudden stops (see Table 1). We set the pledgeability parameter $\phi = 0.20$ in accordance with the finding that emerging economies frequently run into financial trouble when their net external debts exceed 20% of GDP (see e.g. Reinhart et al., 2003). We calibrate $(m_L, m_H) = (1.25, .97)$ so as to replicate a current account reversal of $\Delta E[m_b]/y_H = 8.2\%$ in the event of a sudden stop shock, as experienced by Thailand in 1998, and a risk-free real interest rate of 1.6%.

4.2 Policy Functions

Figure 2 depicts the policy functions $c_T(b, y)$, $p(b, y)$ and $b^{\omega'}(b, y)$ as a function of the two state variables (b, y) , where we vary the initial financial wealth b along the x-axis and fix endowment shocks to the high level $y_T = y_N = y_H$. The dotted vertical line indicates the threshold \hat{b} at which the financial constraint becomes slack: to the left of this threshold, the consumption function $c_T(b, y)$ increases more than one-for-one in financial wealth b since domestic agents are constrained and financial amplification effects are at work (cp. Lemma 2), and similar for the exchange rate function $p(b, y)$. To the right of the threshold, only a small fraction of any additional wealth is consumed so both policy functions $c_T(b, y)$ and $p(b, y)$ are much flatter.

The two lines $b^{H'}(b, y)$ and $b^{L'}(b, y)$ indicate how much financial wealth domestic agents carry into the two future states of nature H and L . The $b^{H'}$ -curve is V-shaped: To the left of \hat{b} , when the financial constraint is binding, additional financial wealth relaxes the constraint and allows for greater security issuance against state H in the following period. Conversely, to the right of \hat{b} , the constraint is slack. When domestic agents receive additional financial wealth, they save most of it, as captured by the fact that the $b^{H'}$ -curve is close to but below the 45°-line. These patterns arise because in the given calibration, the borrowing constraint is slack (or only marginally binding) if state H materializes in the following period.

To describe the $b^{L'}$ -curve, we need to distinguish between two regimes: (i) For $b < 1$ in the current period, domestic agents are so poor that they willingly expose themselves to binding financial

²¹Given our specification of the utility function, it can easily be verified that our setup satisfies Assumption 1 by observing that, in the neighborhood of $c_T = c_N = 1$,

$$\phi p' \left(\frac{c_T}{c_N} \right) = \phi (1-r) \frac{1-a}{a} \left(\frac{c_T}{c_N} \right)^{-\sigma} = \phi (1-.25) \frac{1-.4}{.4} < 1 \quad \text{for } \phi < \hat{\phi} = \frac{8}{9}$$

²²We also considered calibrations with a larger number of states. However, since our main objective is to study financial crises and insurance against financial crises, we found that the additional insights were small.

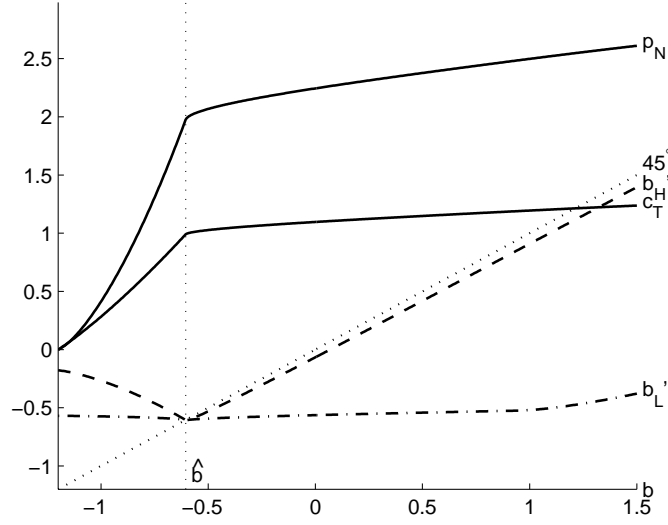


Figure 2: Policy Functions

constraints if the low state L is realized in the following period, reflected in a choice of $b^{L'} < -0.5$. In this region, small changes in $b^{L'}$ lead to financial amplification and large changes in marginal utility $u_T^{L'}$. As a result, for $b < 1$, the allocation $b^{L'}$ is almost unresponsive to changes in initial financial wealth b . (ii) For $b \geq 1$, domestic agents are sufficiently wealthy that they can afford to carry enough wealth into the following period that they will be unconstrained even in the low state L . Given the slack constraint, domestic agents spread their saving across both states H and L in this region.

In Figure 3 we show the impulse response of an economy starting from the steady state that is reached after a number of periods of high output shocks. We simulate a sudden stop shock in period 5: The top panel depicts the output shock (dashed line) and the response of traded consumption (solid line), which is greater than the output shock because of financial amplification. The middle panel shows that the real exchange rate moves in tandem with traded consumption – it depreciates by 12%.

The third panel indicates the financial decisions of private agents: the solid line $E[m'b']$ shows that domestic agents are forced to delever, i.e. to reduce their financial liabilities, during the sudden stop. Looking at the individual components $(b^{H'}, b^{L'})$, we find that domestic agents are willing to take on a certain amount of sudden stop risk because $b^{H'} > b^{L'} \forall t$. Once the sudden stop hits in period 5, the deleveraging is stronger for $b^{H'}$ than $b^{L'}$: domestic agents delever in both $b^{H'}$ and $b^{L'}$ such that their marginal utilities in states H and L of the next period decline by the same percentage. Since domestic agents experience binding constraint in the L -state, consumption is much more sensitive to changes in $b^{L'}$ and they adjust $b^{L'}$ only little when they have to delever. This mirrors the flatness of the policy function $b^{L'}$ in Figure 2.

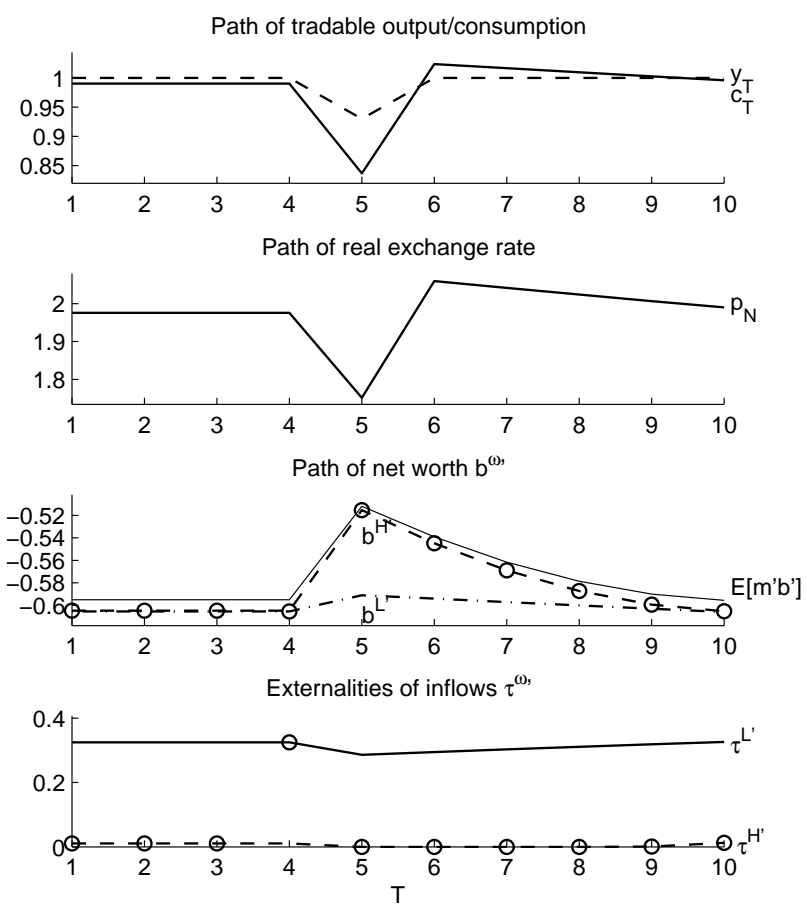


Figure 3: Impulse Response to Low-Output Shock

4.3 Externalities

We quantify the externalities by calculating the tax wedges according to equation (12). The two tax wedges (τ^H, τ^L) on claims contingent on states H and L are depicted in the fourth panel of Figure 3. The externalities in the high state of nature are close to zero. By contrast, in the low (sudden stop) state of nature, the externalities are 32.5% in steady state and temporarily decline to 28.6% after the deleveraging has reduced the liabilities in the sudden stop of period 5.

We can map the externalities of the Arrow securities (b^H, b^L) into those of real-world composite securities in the same manner as in the previous section using realized real returns data as in Table 3. For example, a dollar bond in our calibration of Thailand corresponds to a bundle (1.05, 1.77) of Arrow securities, where 1.05 reflects the principal and interest in normal times when the exchange rate remains on average unchanged, and 1.77 reflects the increased real repayment that was realized during the 1997/98 sudden stop due to the real currency depreciation, as reported in the Table. The optimal tax to internalize the externalities is given by Corollary 1.

Comparison with Sufficient Statistics In Table 5, we compare the tax wedge τ^L and its components in our calibrated DSGE model with the wedge obtained from the sufficient statistics approach in the previous section.

| | $\frac{\beta\mu}{u_T}$ | $\phi p'$ | $\frac{\phi p'}{1-\phi p'}$ | τ^L |
|--------------------------------|------------------------|-----------|-----------------------------|----------|
| Sufficient statistics approach | 30% | 0.56 | 1.21 | 36.3% |
| Calibrated DSGE model | 30% | 0.52 | 1.08 | 32.5% |

Table 5: Comparison of externality pricing kernel τ^L and its components

The term $\beta\mu/u_T$ is almost identical using the two approaches. This is not surprising: since the DSGE model was calibrated to replicate the current account reversal that was observed in the data, domestic consumption declines by the same amount. For a given elasticity of intertemporal substitution, the tightness of the financial constraint is the same. There is a small discrepancy in the value of $\phi p'$ estimated by the sufficient statistics approach and by the calibrated model and, by implication, in the factor of amplification $\phi p' / (1 - \phi p')$, which derives from the linear approximation of p' . The resulting estimates for the externality wedge τ^L differ only by 10%. We use the $\{\tau^\omega\}$ from our simulated model to estimate the externalities of composite capital flows such as dollar debt, which had a crisis payoff $b_\$^L = 1.77$ in Thailand 1998Q1 according to Table 3. The resulting Pigovian tax is $E[\tau R_\$] = 2.88\%$, which differs only by about 10% from the Pigovian tax using the sufficient statistics approach in Table 4.

4.4 Counterfactuals

One of the benefits of simulated DSGE models is that it is easy to conduct counterfactual policy experiments and welfare calculations within the model once it is parameterized. This section presents two such counterfactual simulations: an experiment to study how the equilibrium changes if

a planner imposes optimal Pigovian taxes to internalize all externalities and a second experiment in which a planner is restricted to impose a constant tax rate on all types of capital flows. In both experiments, we calculate the welfare gains from implementing the policy.

Effects of Implementing Optimal Pigovian Taxes

Our first counterfactual examines how the equilibrium will change if a planner implements her optimal financial allocations by imposing optimal Pigovian taxes. We simulate an economy with the same parameter values as above and let the social planner implement her optimal choices of (b^H, b^L) by setting the optimal tax rates (τ^H, τ^L) every period.

Compared to the decentralized equilibrium depicted in Figure 3, the planner carries significantly more insurance into the low state of nature – she leaves savings in the high steady-state, b^H , roughly unchanged but increases b^L by 4.6% of output, providing insurance against two thirds of the decline in output during a sudden stop shock. As a result, financial amplification effects are significantly mitigated: the current account reversal $\Delta E[mb]$ is reduced from 8.2% to 3.6% of GDP and the decline in domestic absorption is mitigated from 15.6% to 6.0% of GDP. The additional precautionary savings fully avoid the sharp decline in the real exchange rate. (Impulse responses to a sudden stop shock under the social planner’s allocation are reported in Figure 4 in the online appendix.)

The tax rate τ^L that the planner needs to impose in steady state is only 18.1%. This is significantly less than the externality of $\tau^L = 32.5\%$ in the decentralized equilibrium when no policy measures are imposed. The difference arises because the financial constraint is much less tight in the event of a sudden stop under the planner’s allocation than in the decentralized equilibrium – $\beta\mu/u_T$ falls from 0.30 during a sudden stop in the decentralized equilibrium to 0.16 in the planner’s allocation. The term $\phi p'/(1 - \phi p')$ is little changed at 1.16.²³

Finally, we compare welfare in the decentralized equilibrium and the planner’s allocation in terms of the equivalent increase in consumption. We run 100,000 simulations starting from initial state variables that are drawn from the ergodic distribution of the state variables in the decentralized equilibrium, and we simulate 512 periods each and calculate the average welfare under the policy functions corresponding to the decentralized equilibrium versus the social planner’s

²³Note that we can also estimate the counterfactual effects of imposing the optimal tax on the equilibrium in the economy using a sufficient statistics approach. We use two observations: First, the optimal tax wedge according to equation (12) satisfies $\tau = (\mu + \Delta\mu) / u_T \cdot \phi p' / (1 - \phi p')$ where $\Delta\mu = \Delta u_T$ indicates the change in μ in going from the decentralized equilibrium to the planner’s allocation. Secondly, the effect of imposing a tax on borrowing is to manipulate the marginal utility of borrowers by the same proportion – a first-order approximation to the Euler equation of domestic agents yields $\Delta\mu / u_T = \Delta u_T / u_T \approx -\tau$. Substituting the second into the first equation, we find

$$\tau = \left(\frac{\mu}{u_T} - \tau \right) \cdot \frac{\phi p'}{1 - \phi p'} \approx \frac{\frac{\mu}{u_T} \cdot \frac{\phi p'}{1 - \phi p'}}{1 + \frac{\phi p'}{1 - \phi p'}} = \frac{\mu}{u_T} \cdot \phi p'$$

The sufficient statistics from Table 2 therefore imply that the optimal tax rate in the counterfactual planner’s equilibrium should be $\tau^{L*} = 16.5\%$. This compares to 18.1% in the calibrated model – a difference of less than 10%.

allocations. We find average welfare to be $W = -25.132$ in the decentralized equilibrium versus $W = -25.007$ in the planner's allocation. This would be equivalent to a permanent increase in consumption of 0.50% – higher than Lucas's estimate of the gains from eliminating the business cycle.²⁴

Restricting Taxes

Our second counterfactual assumes a planner who does not have the ability to differentiate between different types of capital flows and can only impose a uniform tax rate $\bar{\tau}_{t+1}$ on all Arrow security issuance. As we show in detail in appendix A.4, the optimal uniform tax rate imposed by such a restricted planner is given by

$$\bar{\tau}_{t+1} = E[\tau_{t+1}^\omega z_{t+1}^\omega] / E[z_{t+1}^\omega] = E[\tau_{t+1}^\omega] + \frac{Cov(\tau_{t+1}^\omega, z_{t+1}^\omega)}{E[z_{t+1}^\omega]} \quad (17)$$

where $z_{t+1}^\omega = (m_{t+1}^\omega)^2 / (u_{TT} \cdot \partial c_T(b_{t+1}, y_{t+1}) / \partial b_{t+1}) < 0$. In our numerical simulations, this covariance term is positive, implying that the planner imposes a higher tax rate than the average externality across different states of nature. Intuitively, the planner recognizes that the tax is too high for the high state and too low for the low state of nature, but as captured by the covariance term, she also internalizes that the welfare effects of the tax are greater in the low state, and therefore she sets a higher tax rate than the simple average across the two states of nature.

Nonetheless, the resulting equilibrium is much closer to the decentralized equilibrium than to the optimal planning allocation in our simulations: the planner's uniform tax rate is $\bar{\tau} = 1.54\%$ in steady state – this is too high for liabilities contingent on the good state (which have zero externalities) and far too low for liabilities contingent on the sudden stop state (which impose externalities of 30.3% in the equilibrium under consideration). The tax inefficiently raises b^H by 3% of GDP but b^L only by 0.3% of GDP. As a result, the policy has only small effects on the decline in consumption and in the exchange rate during sudden stops.

We calculate the welfare effects of imposing the optimal uniform tax $\bar{\tau}_{t+1}$ given by expression (17) on all types of capital flows and find that the welfare gains compared to the decentralized equilibrium are virtually negligible: expressed in terms of equivalent permanent changes in consumption, the gains are less than 0.01%. This suggests that much of the welfare gains from re-

²⁴Compared to other literature on pecuniary externalities, the welfare gains that we estimate are somewhat larger than in papers that consider bond-only trade, presumably because the planner in our framework can steer the insurance decisions of private agents more efficiently, given the availability of state-contingent assets. For example, Bianchi (2011) finds a welfare gain of 0.14% in a calibration based on Argentine data, with the higher magnitude driven partly by greater impatience. Fornaro (2015) finds the welfare benefit of correcting a similar pecuniary externality to be 0.016% in a calibration based on peripheral euro zone countries. By contrast, Ottonello (2015) finds a welfare benefit of only 0.02% in a calibration based on Argentine data when optimal exchange rate policy is available. This illustrates a broader point emphasized by Benigno et al. (2013, 2016), that it is generally desirable to use additional instruments, in particular exchange rate policy, to reduce balance sheet effects, and that such additional instruments mitigate financial constraints and may thereby lower the welfare benefits of capital controls. We discuss this point in greater detail in section 5.1.2.

gulating capital flows in our model come from distinguishing between safe and risky flows. Our finding thus underlines that it is critical to account for the state-contingent payoff profile of capital flows when regulating international capital flows.

5 Extensions

This section extends our baseline setup in a number of directions. We start by introducing a number of ex-post policy measures to mitigate binding financial constraints and investigate the implications for the optimal tax formula on capital flows. Then we look at the role of different maturities of financial liabilities, we study outflow controls, we add capital investment and time-varying leverage ratios, and we study how a planner can best deal with capital flows that are driven by over-optimism of domestic investors.

5.1 Ex-Post Policy Measures

We consider two different types of ex-post policy measures to mitigate binding constraints. First, we analyze the implications of accumulating reserves in good times and distributing them as lump-sum transfers (or “bailouts”) to domestic agents in bad times when the financial constraint binds. Next we analyze a generic second-best policy measure that relaxes the financial constraint at the cost of introducing another distortion into the economy.

5.1.1 Reserve Accumulation and Bailouts

Policymakers frequently prefer to accumulate reserves rather than to impose capital controls as a precaution against sudden stops (see e.g. IMF, 2013). We analyze this view in our framework by studying a planner who accumulates savings (foreign reserves) with a state-contingent payoff $T_{t+1}^\omega \geq 0$ with international lenders and distributes them back to domestic agents when they face binding constraints. In order to give such a scheme the highest possible chance of success, we assume (i) that the planner can raise the funds $E[m_{t+1}^\omega T_{t+1}^\omega]$ required to purchase the reserves by imposing a non-distortionary lump sum tax on domestic agents in period t and (ii) that the bailouts are provided in lump-sum fashion so that they do not distort the optimality conditions of domestic agents. Nonetheless we find the following result:

Proposition 2 (Bailout Neutrality). *Unconstrained domestic agents will fully undo any anticipated state-contingent transfer $T_{t+1}^\omega \geq 0$ that is financed by lump-sum taxation in period t .*

Proof. Subtracting a lump-sum tax $E[m_{t+1}^\omega T_{t+1}^\omega]$ in the budget constraint of domestic agents in period t and adding a transfer T_{t+1}^ω in period $t + 1$ while reducing private savings by $\Delta b_{t+1}^\omega = -T_{t+1}^\omega$ implements the same allocation as in the absence of the transfer. The optimality conditions of private agents are still satisfied in that equilibrium; therefore undoing the transfer T_{t+1}^ω is optimal. \square

The result represents a form of Ricardian equivalence: since domestic agents trade in a full set of state-contingent Arrow securities, they have both the incentive and the capacity to undo any trade that a policymaker conducts on their behalf. Rational private agents recognize that the governmental budget constraint is ultimately part of their own budget constraint.

The usual limitations to Ricardian equivalence apply: if agents are constrained and the future transfer income is not pledgeable, then a tax-cum-transfer scheme changes their feasible allocations; if agents do not have access to the same set of investment opportunities as government, the result breaks down; if there is heterogeneity in the economy, then government transfers may introduce additional redistributive considerations; etc. However, even if our proposition captures an idealized situation, there is ample evidence that private agents engage in a significant amount of offsetting behavior in response to governmental reserve accumulation. See e.g. Benigno and Fornaro (2014) for a detailed analysis of this phenomenon and its limitations.

5.1.2 Second-Best Policy Measures

Since lump-sum transfers are difficult to implement in practice, we next analyze a generic second-best policy intervention that allows the planner to relax binding constraints at the cost of introducing some distortions into the economy. This can be interpreted, for example, as exchange rate intervention that keeps up the value of the domestic currency in order to avoid adverse balance sheet effects. Our main interest here lies in examining the robustness of our sufficient statistics formula to ex-post policy intervention. For a more comprehensive analysis of different types of second-best policy interventions to mitigate binding financial constraints in a setting similar to ours, including micro-foundations, see Benigno et al. (2013, 2016) or Jeanne and Korinek (2013).

For simplicity, we employ a reduced-form specification for such policy interventions: we assume the policymaker can relax the financial constraint by ψ units at a cost given by the function $c(\psi)$, which satisfies $c(0) = c'(0) = 0$ and is increasing $c'(\psi) > 0$ and convex $c''(\psi) > 0$ for $\psi > 0$. This cost can be interpreted, for example, as the cost of an exchange rate that is artificially propped up, as a distortion generated by higher taxation to finance stimulus, as the cost of an emergency credit line, or as an auditing cost.²⁵ The resulting budget and borrowing constraints are

$$\begin{aligned} c_{T,t} + p_t c_{N,t} + E[m_{t+1}^\omega b_{t+1}^\omega] &= y_{T,t} + p_t y_{N,t} + b_t - c(\psi_t) \\ -E[m_{t+1}^\omega b_{t+1}^\omega] &\leq \phi [y_{T,t} + p_t y_{N,t}] + \psi_t \end{aligned}$$

The optimal degree of intervention is determined such that the marginal resource cost equals the marginal benefit of relaxing the constraint,

$$\tilde{\lambda}_t c'(\psi_t) = \tilde{\mu}_t$$

²⁵Benigno et al. (2013, 2016) describe second-best interventions to prop up the exchange rate so as counter adverse balance sheet effects and relax binding constraints. Jeanne and Korinek (2013) describe second-best interventions to relax binding constraints that rely on government borrowing and introduce tax distortions. Sandri and Valencia (2013) distinguish between financial intermediaries and study optimal recapitalization policies.

When the financial constraint is loose, the planner does not spend any resources on ψ_t ; when the constraint is binding, the planner will engage in some of the mitigating action $\psi_t > 0$ in order to relax the constraint.

The optimal financing decisions of domestic private agents and the planner are still given by equations (6) and (11); therefore the expression for the optimal taxation of financial claims continues to remain (12), and the quantitative analysis of externalities using the sufficient statistics approach of section 3 continues to apply.

The equilibrium when policymakers employ mitigating measures generally differs from the equilibrium when such measures are absent, for two reasons: (i) the policy intervention mitigates the externalities for given net worth b ; (ii) the mitigating action induces domestic agents to take on greater risk, which increases the externalities. The sufficient statistics are agnostic about how equilibrium is affected by introducing various mitigating policy measures; they simply pick up the externalities in the realized equilibrium given the realized mitigating policy measures.²⁶

5.2 Maturity Structure

This section examines how to vary the optimal regulation of capital flows by maturity. Our baseline setup implicitly assumes that all securities have a maturity of one period, which we calibrate to one year. We now extend our baseline model to allow for an arbitrary maturity structure. Denote by $m_{t,t+s}^\omega = m_{t,t+s}(\omega_{t+s})$ and $b_{t,t+s}^\omega = b_{t,t+s}(\omega_{t+s})$ the period t state price density and amount of securities held by the domestic agent that pay off in state of nature ω_{t+s} of time period $t+s$ for $s \geq 1$ where the state price densities need to satisfy the no-arbitrage condition $m_{t,t+s}^\omega = m_{t,t+r}^\omega m_{t+r,t+s}^\omega$ for any $1 < r < s$. This leads to an extended budget constraint of domestic agents of

$$c_{T,t} + p_t c_{N,t} + \sum_{s=1}^{\infty} E [m_{t,t+s}^\omega (b_{t,t+s}^\omega - b_{t-1,t+s}^\omega)] = y_{T,t} + p_t y_{N,t} + b_{t-1,t}$$

We modify the financial constraint (3) so that it limits total security issuance at all maturities to the period t collateral. This is justified by the same incentive problem as the one that motivated the financial constraint in our baseline model (see appendix A.1),

$$\sum_{s=1}^{\infty} E [m_{t,t+s}^\omega b_{t,t+s}^\omega] + \phi [y_{T,t} + p_t y_{N,t}] \geq 0 \quad (18)$$

The first result in our model of general maturity structure is the following:

Lemma 3. *Any maturity structure in the general maturity structure model maps into a unique structure of one-period securities in our baseline model.*

²⁶For example, our estimates of externalities in Thailand in Table 4 represent the externalities realized in 1998Q1 given that Thailand had used up most of its reserves to mitigate the crisis, had received a rescue package from the IMF, and had engaged in various other crisis management measures. See Furman and Stiglitz (1998) for a detailed description.

Proof. For any general maturity structure $\{b_{t,t+s}(\omega_{t+s})\}$, let us define the one-period security holdings at time t by

$$b_{t+1}(\omega_{t+1}) = b_{t,t+1}(\omega_{t+1}) + \sum_{s=2}^{\infty} E[m_{t+1,t+s}(\omega_{t+s}) b_{t,t+s}(\omega_{t+s}) | \omega_{t+1}]$$

If we substitute this definition into the above budget and borrowing constraints, we replicate the constraints and allocations of our baseline model. \square

Intuitively, the result holds since the market in our baseline economy already is dynamically complete up to the financial constraint. Any additional securities – even if they have longer maturity – are redundant.

The finding of the lemma makes it straightforward to determine the optimal regulation of multi-period securities. Denote by $\{X_{t+s}^{\omega}\}$ the contingent payoff of a multi-period bundled security in state ω_{t+s} of period $t+s$. For example, a consol would be represented by a payoff sequence $\{1, 1, 1, \dots\}$ in all states of nature. Then we find:

Proposition 3 (Maturity-Based Regulation). *The optimal specific tax on a multi-period capital flow with payoff vector $\{X_{t+s}^{\omega}\}$ is*

$$t(X_{t+s}^{\omega}) = \sum_{s=1}^{\infty} E[\eta_{t+s}^{\omega} X_{t+s}^{\omega}] \quad \text{where} \quad \eta_{t+s}^{\omega} = \frac{\tau_{t+s}^{\omega}}{1 + \tau_{t+s}^{\omega}} m_{t,t+s}^{\omega}$$

Proof. The result follows from combining Lemma 3 and Corollary 1. \square

In short, the optimal tax on multi-period securities simply consists of the present discounted stream of future payoffs, with the externality pricing kernel η_{t+s}^{ω} serving as the stochastic discount factor.

An important implication is that capital flow regulations on short-term maturities should be adjusted counter-cyclically, whereas regulations on long-term flows can be held constant. The reason is as follows: in the short run, the externality kernel is determined to a significant extent by the current level of debt and the current state of the economy – the probability of crisis is high when the economy has lots of debt and/or is in a state of nature in which declines in output are very likely. Over longer maturities, the externality kernel converges towards an ergodic steady state that describes the long-run externalities in the economy. By implication, when crisis risk is building up, the externalities on short-term flows are significantly higher than those on long-term flows and warrant higher capital flow regulations. Conversely, when crisis risk is low in the near term, the externalities on short-term flows are lower than on long-term flows.

Let us discuss a caveat to our model on long-term maturities. As long as domestic agents have a sufficient amount of short-term debt come due in each period, the financial constraint (18) captures simultaneously a constraint on debt rollover and a constraint on total debt — new security issuance is the margin of adjustment that guarantees that the constraint is satisfied every period. A considerable fraction of aggregate debt to emerging economies is indeed short-term, for example

in the form of trade credit, providing some justification for our approach. However, if borrowers have issued mostly long-term securities, then the constraint may be violated even if new security issuance is zero. In that case, it would be reasonable to modify the constraint such that the existing liabilities can always be rolled over as long as new security issuance is zero (see e.g. Komatsuzaki, 2011, for a detailed analysis).

5.3 Equivalent Outflow Controls

In a rational expectations world, the effects of imposing Pigovian taxes on capital inflows – i.e. the issuance of liabilities – or of imposing an equivalent tax on the corresponding future outflows – i.e. the repayment of liabilities – are identical. In this section, we first show the equivalence formally; then we discuss the practical benefits and disadvantages of inflow vs. outflow controls.

Proposition 4 (Inflow Controls and Equivalent Outflow Controls). *Imposing a capital control in period t on the issuance of a security contingent on state ω_{t+1} as described in Proposition 1 is equivalent to imposing an identical tax on repayments in state ω_{t+1} of period $t + 1$.*

Proof. Both ways of imposing capital controls lead to identical optimality conditions for all agents. Furthermore, the tax revenue is assumed to be rebated in lump-sum fashion in both cases, which makes the interventions wealth-neutral. Therefore the two measures implement identical allocations. \square

One important practical benefit of outflow controls is that they can be imposed ex-post, i.e. once a sudden stop arises. If policymakers do not have sufficiently fine ex-ante instruments or sufficient knowledge of the state space to differentially target different types of capital flows ex-ante, then ex-post intervention can make up for the lack of ex-ante instruments.

However, the ex-post timing of equivalent outflow controls also imposes an important disadvantage: it creates a time consistency problem. The equivalence stated in Proposition 4 only works if private agents fully trust that precisely the stated tax will be imposed. However, ex-post, a time-consistent policymaker no longer has incentives to impose the promised policy measure. More broadly, policymakers who have access to outflow controls may also face the temptation to raise the maximum tax possible on capital outflows in order to expropriate international investors, in particular during financial crises. If investors rationally anticipate this, they will not provide finance to the emerging economy. As a result, such outflow controls frequently give rise to large controversy and, in practice, are only used under exceptional circumstances, such as during severe crises (see e.g. IMF, 2012).

In line with Corollary 1, capital outflows during good times impose the opposite externalities of inflows during good times. An analogue of Proposition 4 is therefore that subsidies to outflows during good times are equivalent to subsidies on repatriations during crisis times. In other words, it is desirable to subsidize the repatriation of funds by domestic agents when a crisis occurs. Intuitively, this is because each additional dollar that is repatriated will appreciate the real exchange rate and thus mitigate the adverse balance sheet effects of depreciation.

5.4 Capital Investment

This section analyzes the implications of introducing capital investment in our baseline framework. We assume that domestic agents produce traded goods using a standard neoclassical production function $y_{T,t} = f(k_t)$ where capital k_t is subject to the accumulation constraint $k_{t+1} = (1 - \delta)k_t + i_t$ and i_t represents investment. This modifies the period budget constraint of domestic agents to

$$c_{T,t} + p_t c_{N,t} + i_t + E[m_{t+1}^\omega b_{t+1}^\omega] = f(k_t) + p_t y_{N,t} + b_t$$

The optimization problem is detailed in online appendix B.2. The investment decision adds an additional optimality condition to the problem,

$$f'(k_{t+1}) = \frac{\lambda_t / \beta E[\lambda_{t+1}^\omega] - (1 - \delta)}{1 + \phi E[\mu_{t+1}^\omega] / E[\lambda_{t+1}^\omega]}$$

When there is no risk of binding constraints next period ($E[\mu_{t+1}^\omega] = 0$), this collapses to the standard optimality condition for capital accumulation. Otherwise, it accounts for the fact that each additional unit of output provides ϕ units of additional collateral.

The social planner's problem is modified along the same lines, and she arrives at the same optimality conditions for financing decisions as in our earlier setup:

Proposition 5. *The optimal tax on capital inflows in the model with capital investment is still given by equation (14).*

Proof. The optimality condition for financing decisions is unchanged from earlier. \square

This implies that our optimal tax formula for regulating capital flows and therefore our sufficient statistics approach are robust to introducing capital investment.

In addition to regulating capital flows, the planner may also find it optimal to impose a subsidy on investment, which diverts resources from current consumption but creates more collateral for future periods. A detailed analysis of the optimal investment subsidy to internalize these effects is provided in online appendix B.2.

5.5 Stochastic Leverage Ratio

This section extends our baseline model to the case in which the leverage parameter ϕ depends on the state of nature ω_t . It is frequently argued that an important driver of sudden stops are changes in the amount of funds that international investors are willing to provide for a given amount of collateral, i.e. changes in the leverage parameter ϕ . Geanakoplos (2009) and Brunnermeier and Pedersen (2009) document such pro-cyclical leverage ratios as a general feature of financial markets. They explain the phenomenon on the basis of changes in perceptions about risk of the marginal investor or about the likelihood that the collateral will lose value in the future.

If we introduce a state-contingent leverage ratio $\phi(\omega_t)$ into our baseline model of section 2, the optimality conditions of private agents (5) and (6) remain unchanged. However, the allocations in

the economy change. A priori, it is difficult to establish whether a change in ϕ leads to greater or smaller externalities. On the one hand, the tightness of the constraint is a decreasing function of ϕ . For given wealth b_t , the financial constraint is looser when ϕ is high. On the other hand, when the financial constraint binds, the degree of amplification $\phi p' / (1 - \phi p')$ that we derived in Lemma 2 is an increasing function of ϕ .

The sufficient statistics of section 3 to calibrate the externalities of capital flows are robust to time-varying leverage ratios. When we estimate the factor of amplification $\phi p' / (1 - \phi p')$ from the data, our estimate is conditional on a given sudden stop episode ω_t and our approach is consistent with $\phi(\omega_t)$ varying across different states of nature. Furthermore, it is irrelevant whether the amplification arises from a high coefficient ϕ or from a high p' – only the product $\phi p'$ matters, and this can be obtained directly from the data using equation (16).

5.6 Capital Flow Regulation under Over-Optimism

This section discusses how to regulate capital flows when domestic agents expose themselves to excessive crisis risk because of over-optimism. Many policymakers argue that this is an important reason why emerging market economies are so heavily exposed to crisis risk (see e.g. IMF, 2012). Formally, we capture this situation by assuming that private domestic agents form their expectations subject to a different probability measure than the domestic policymaker.

For simplicity of exposition, assume that the set Ω_t contains a finite number of elements for each t and denote the conditional probability of reaching state ω_{t+1} from state ω_t as perceived by private agents by $\pi_{t+1}^{P,\omega}$. Furthermore, we denote the conditional probability perceived by the social planner by $\pi_{t+1}^{S,\omega}$. Let us also assume that $\pi_{t+1}^{P,\omega} > 0, \pi_{t+1}^{S,\omega} > 0 \forall \omega_{t+1}, t$. We denote the expectations operator of private agents by $E_P[\cdot]$ and that of the social planner by $E_S[\cdot]$. Although our analysis is general and does not require that we take a stance on which of the probability measures is the “true” one, our results can be interpreted such that the expectations of private agents are biased towards excessive optimism and those of the planner correspond to objective probabilities.²⁷

Paternalistic Benchmark As a benchmark, we first analyze a paternalistic planner who implements the financial market allocations that replicate his preferred equilibrium. (Detailed derivations are reported in online appendix B.3.) A paternalistic planner’s optimal capital controls satisfy

$$1 + \tau_{t+1}^\omega = \frac{\pi_{t+1}^{S,\omega}}{\pi_{t+1}^{P,\omega}} \left(1 + \frac{\beta \tilde{\mu}_{t+1}^\omega}{u_{T,t}} \cdot \phi p' \right)$$

This expression is identical to (12) if there is no belief disagreement and $\pi_{t+1}^{S,\omega} = \pi_{t+1}^{P,\omega}$. However, when the planner and private agents disagree on their assessment of the probability of fu-

²⁷We do not explicitly distinguish the expectations of domestic agents and international investors. We assume that both private domestic agents and the domestic planner take the state price density m_{t+1}^ω at which international investors trade contingent assets with the emerging economy as exogenous under the expectations operator $E_P[\cdot]$. Any discrepancies in expectations between domestic agents and international investors can be captured by adjusting the state price density m_{t+1}^ω accordingly.

ture states, it justifies enormous degrees of policy intervention even if there are no externalities so $\phi \tilde{\mu}_{t+1}^\omega p' = 0$. For example, if the planner perceives a state twice as likely as private agents, she would impose a tax $\tau_{t+1}^\omega = 100\%$ on security issuance conditional on that state.

This illustrates how problematic it is to justify policy intervention based on paternalism: if we assume that regulators know things better, then it is easy to justify any form of market intervention, leading down a slippery slope towards planned economies (Hayek, 1944).

Non-Paternalistic Planning Problem Instead, we now solve an optimal planning problem under the assumption that the policymaker does not act paternalistically, based on John Stuart Mill’s notion of liberalism:²⁸ the policymaker allows each agent to solve their private maximization problem subject to their private expectations $E_P[\cdot]$, but she evaluates any externalities that the agent imposes on other agents in the economy according to the “social” expectations operator $E_S[\cdot]$. This preserves the individual freedom of private decision makers to manage their own affairs as long as they do not create externalities, but values any externalities based on the best possible quantification by policymakers, which naturally relies on the probability measure that policymakers believe in.

We set up the non-paternalistic optimal policy problem by maximizing the weighted sum of welfare of society. In order to account for the differences in beliefs, we ask how a policymaker would regulate the financial market allocations of a given mass ε of private agents who solve their private optimization problem (1), given their subjective probability measure and expectations operator $E_P[\cdot]$, while imposing externalities on the remaining mass $1 - \varepsilon$ of agents, evaluated using the planner’s expectations operator $E_S[\cdot]$. Taking the limit $\varepsilon \rightarrow 0$, the planner evaluates all of the general equilibrium effects and externalities in the economy according to the social probability measure but does not paternalistically impose her probability measure on regulated private agents, implementing Mill (1859)’s notion of liberalism. (See online appendix B.3 for detailed derivations.) In short, the non-paternalistic planner corrects externalities but does not correct expectations.

The optimal tax wedge that derives from this setup is

$$\tau_{t+1}^\omega = \frac{\pi_{t+1}^{S,\omega}}{\pi_{t+1}^{P,\omega}} \cdot \frac{\beta \tilde{\mu}_{t+1}^\omega}{u_T} \cdot \phi p'$$

We observe that this tax wedge also coincides with expression (12) if there is no belief disagreement $\pi_{t+1}^{S,\omega} = \pi_{t+1}^{P,\omega}$. When there is belief disagreement, the planner only intervenes in the financial decisions for states of nature in which the constraint will be binding the following period. The difference from our baseline setup is that the non-paternalistic planner scales up the tax that corrects the pecuniary externality in proportion to how much private agents undervalue the risk of future binding constraints compared to the planner, $\pi_{t+1}^{S,\omega} / \pi_{t+1}^{P,\omega}$. This ensures that private agents internalize the externality at the probability perceived by the planner.

²⁸In his essay “On Liberalism,” Mill (1859) writes that “the only purpose for which power can be rightfully exercised over any member of a civilized community, against his will, is to prevent harm to others” and that “over himself, [...] the individual is sovereign.”

6 Conclusion

Modern financial crises involve financial amplification via balance sheet effects, which lead to externalities and call for regulation since decentralized agents do not internalize their contribution to the amplification dynamics. The key message of our paper is that it is critical for capital flow regulation to distinguish between different types of flows. Using both a sufficient statistics approach and simulation from a calibrated version of our model, we find that the externalities of different categories of flows differ by an order of magnitude: FDI imposes the smallest externalities, followed by portfolio equity investments, local currency debt, CPI-indexed local currency debt, GDP-linked dollar bonds, and regular dollar bonds, which impose the greatest externalities among the typical liabilities of emerging economies.

Methodologically, our paper introduces a sufficient statistics approach to quantify optimal policy measures in international finance. We show that a small set of statistics that can be obtained from the data without calibrating a large-scale model is sufficient to quantify the externalities in a robust and transparent manner. We also validate the approach using simulations in a calibrated version of the model. We hope that our work will stimulate further research using sufficient statistics in international finance and macroeconomics.

There remain many avenues for future research. One important question concerns the international spillover effects of capital controls. In preliminary work (Korinek, 2016), we find that such spillover effects are generally benign, as long as three conditions are met: (i) individual countries do not have market power, (ii) policymakers possess sufficient external policy instruments and (iii) the international market is sufficiently complete. In another strand of work (Korinek and Sandri, 2016), we examine how to optimally regulate domestic versus foreign financial transactions. We find that financial amplification effects provide justification for both capital controls on foreign transactions and macroprudential regulation of domestic financial transactions, following a similar rationale as Lorenzoni (2008).

References

- Aghion, P., Bacchetta, P., and Banerjee, A. (2001). Currency crises and monetary policy in an economy with credit constraints. *European Economic Review*, 45(7):1121–1150.
- Aghion, P., Bacchetta, P., and Banerjee, A. (2004). A corporate balance-sheet approach to currency crises. *Journal of Economic Theory*, 119(1):6–30.
- Aizenman, J. (2011). Hoarding international reserves versus a Pigovian tax-cum-subsidy scheme. *Journal of Economic Dynamics and Control*, 35(9):1502–1513.
- Benigno, G., Chen, H., Otrok, C., Rebucci, A., and Young, E. R. (2011). Revisiting overborrowing and its policy implications. In Céspedes, L. F., Chang, R., and Saravia, D., editors, *Monetary Policy under Financial Turbulence*, pages 145–185. Central Bank of Chile, Santiago, Chile.
- Benigno, G., Chen, H., Otrok, C., Rebucci, A., and Young, E. R. (2013). Financial crises and macroprudential policies. *Journal of International Economics*, 89(2):453–470.
- Benigno, G., Chen, H., Otrok, C., Rebucci, A., and Young, E. R. (2016). Optimal capital controls and real exchange rate policies: A pecuniary externality perspective. *Journal of Monetary Economics*, 84:147–165.
- Benigno, G. and Fornaro, L. (2014). Reserve accumulation, growth and financial crises. *LSE, mimeo*.
- Bianchi, J. (2011). Overborrowing and systemic externalities in the business cycle. *American Economic Review*, 101(7):3400–3426.
- Brunnermeier, M. and Pedersen, L. H. (2009). Market liquidity and funding liquidity. *Review of Financial Studies*, 22(6):2201–2238.
- Burger, J. D., Warnock, F. E., and Warnock, V. C. (2012). Emerging local currency bond markets. *Financial Analysts Journal*, 68(4):73–93.
- Caballero, R. J. and Krishnamurthy, A. (2001). International and domestic collateral constraints in a model of emerging market crises. *Journal of Monetary Economics*, 48(3):513–548.
- Caballero, R. J. and Krishnamurthy, A. (2003). Excessive dollar debt: Financial development and underinsurance. *Journal of Finance*, 58(2):867–894.
- Caballero, R. J. and Lorenzoni, G. (2014). Persistent appreciations and overshooting: A normative analysis. *IMF Economic Review*, 62(1):1–47.
- Calomiris, C. W., Larrain, M., Liberti, J., and Sturgess, J. (2017). How collateral laws shape lending and sectoral activity. *Journal of Financial Economics*, 123(1):163–188.
- Calvo, G. A. (1998). Capital flows and capital-market crises: The simple economics of sudden stops. *Journal of Applied Economics*, 1(1):35–54.
- Calvo, G. A., Izquierdo, A., and Mejía, L.-F. (2004). On the empirics of sudden stops - the relevance of balance-sheet effects. *NBER Working Paper*, w10520.
- Carroll, C. (2006). The method of endogenous gridpoints for solving dynamic stochastic optimization problems. *Economics Letters*, 91(3):312–320.

- Céspedes, L. F., Chang, R., and Velasco, A. (2017). Financial intermediation, exchange rates, and unconventional policy in an open economy. *Journal of International Economics*, 108:S76–86.
- Davila, E. and Korinek, A. (2017). Pecuniary externalities in economies with financial frictions. *Review of Economic Studies*, forthcoming.
- Du, W. and Schreger, J. (2016). Sovereign risk, currency risk, and corporate balance sheets. *Harvard University, mimeo*.
- Eichengreen, B., Gupta, P., and Mody, A. (2008). Sudden stops and imf-supported programs. In Edwards, S. and Garcia, M., editors, *Financial Markets Volatility and Performance in Emerging Markets*. University of Chicago Press.
- Eichengreen, B. and Hausmann, R. (2005). *Other People's Money: Debt Denomination and Financial Instability in Emerging Market Economies*. University of Chicago Press.
- Farhi, E. and Werning, I. (2012). Dealing with the trilemma: Optimal capital controls with fixed exchange rates. *NBER Working Paper*, 18199.
- Farhi, E. and Werning, I. (2014). Dilemma not trilemma? Capital controls and exchange rates with volatile capital flows. *IMF Economic Review*, 62:569–605.
- Forbes, K. and Warnock, F. E. (2014). Debt- and equity-led capital flow episodes. In Fuentes D., M., Raddatz, C. E., and Reinhart, C. M., editors, *Capital Mobility and Monetary Policy*, volume 18, pages 291–322. Central Bank of Chile, Santiago.
- Fornaro, L. (2015). Financial crises and exchange rate policy. *Journal of International Economics*, 95(2):202–215.
- Frankel, J. A. (2005). Contractionary currency crashes in developing countries. *IMF Staff Papers*, 52(2):149–192.
- Furman, J. and Stiglitz, J. E. (1998). Economic crises: Evidence and insights from east asia. *Brookings Papers on Economic Activity*, 1998(2):1–114.
- Gallagher, K. P. and Tian, Y. (2014). Regulating capital flows in emerging markets: the imf and the global financial crisis. *CEGI Working Paper*, 2014-5.
- Geanakoplos, J. D. (2009). The leverage cycle. *NBER Macroeconomics Annual 2009*, 24:1–65.
- Geanakoplos, J. D. and Polemarchakis, H. M. (1986). Existence, regularity, and constrained suboptimality of competitive allocations when the asset market is incomplete. *Cowles Foundation Paper*, 652.
- Hayek, F. v. (1944). *The Road to Serfdom*. Routledge, UK.
- IMF (2012). The liberalization and management of capital flows: An institutional view. *Board Paper*.
- Jeanne, O. and Korinek, A. (2010a). Excessive volatility in capital flows: A Pigouvian taxation approach. *American Economic Review*, 100(2):403–407.
- Jeanne, O. and Korinek, A. (2010b). Managing credit booms and busts: A Pigouvian taxation approach. *NBER Working Paper*, 16377.

- Jeanne, O. and Korinek, A. (2013). Macroprudential regulation versus mopping up after the crash. *NBER Working Paper*, 18675.
- Jeanne, O. and Zettelmeyer, J. (2005). Original sin, balance sheet crises and the roles of international lending. In Eichengreen, B. and Hausmann, R., editors, *Other People's Money: Debt Denomination and Financial Instability in Emerging Market Economies*. University of Chicago Press, Chicago.
- Kiyotaki, N. and Moore, J. (1997). Credit cycles. *Journal of Political Economy*, 105(2):211–248.
- Korinek, A. (2007). *Dollar Borrowing in Emerging Markets*. Dissertation. Columbia University, New York.
- Korinek, A. (2016). Currency wars or efficient spillovers? A general theory of international policy cooperation. *NBER Working Paper*, 23004.
- Korinek, A. (2018). Thoughts on DSGE macroeconomics: Matching the moment, but missing the point? In Guzman, M., editor, *Towards a Just Society: Joseph Stiglitz and 21st Century Economics*. Columbia University Press.
- Korinek, A. and Mendoza, E. G. (2014). From sudden stops to fisherian deflation: Quantitative theory and policy implications. *Annual Review of Economics*, 6:299–332.
- Korinek, A. and Sandri, D. (2016). Capital controls or macroprudential regulation? *Journal of International Economics*, 99(S1):27–42.
- Krugman, P. R. (1999). Balance sheets, the transfer problem, and financial crises. In Isard, P., Razin, A., and Rose, A. K., editors, *International Finance and Financial Crises: Essays in Honor of Robert P. Flood Jr.*, pages 31–44. International Monetary Fund, Washington, DC.
- Levy Yeyati, E. (2006). Financial dollarization: evaluating the consequences. *Economic Policy*, 21(45):61–118.
- Lorenzoni, G. (2008). Inefficient credit booms. *Review of Economic Studies*, 75(3):809 – 833.
- Lorenzoni, G. (2015). International financial crises. In Helpman, E., Rogoff, K., and Gopinath, G., editors, *Handbook of International Economics*, volume 4, pages 689–740. Elsevier.
- Magud, N., Reinhart, C. M., and Rogoff, K. (2011). Capital controls: Myth and reality – a portfolio balance approach. *NBER Working Paper*, w16805.
- Mauro, P., Ostry, J. D., Dell’Ariccia, G., di Giovanni, J., Faria, A., Kose, A., Schindler, M., and Terrones, M. E. (2007). Reaping the benefits of financial globalization. *IMF Discussion Paper*.
- Meese, R. A. and Rogoff, K. (1983). Empirical exchange rate models of the seventies: Do they fit out of sample? *Journal of International Economics*, 14:3–24.
- Mendoza, E. G. (2005). Real exchange rate volatility and the price of nontradables in sudden-stop-prone economies. *Economia*, 6(1):103–148.
- Mill, J. S. (1859). *On Liberty*. John W. Parker and Son, London.
- Obstfeld, M. and Rogoff, K. (1996). *Foundations of International Macroeconomics*. MIT Press.

- Ostry, J. D., Ghosh, A. R., Habermeier, K., Chamon, M., Qureshi, M. S., and Reinhardt, D. B. (2010). Capital inflows: The role of controls. *IMF Staff Position Note*, 10/04.
- Ottonello, P. (2015). Optimal exchange rate policy under collateral constraints and wage rigidity. *manuscript, Columbia University*.
- Radelet, S. and Sachs, J. D. (1998). The east asian financial crisis: Diagnosis, remedies, prospects. *The East Asian Financial Crisis; Diagnosis, Remedies, Prospects, Brookings Papers on Economic Activity*, 1998(1):1–90.
- Reinhart, C. M. and Reinhart, V. R. (2009). Capital flow bonanzas: An encompassing view of the past and present. In Frankel, J. A. and Pissarides, C., editors, *NBER International Seminar on Macroeconomics 2008*, chapter 1, pages 9–62. University of Chicago Press.
- Reinhart, C. M., Rogoff, K., and Savastano, M. A. (2003). Debt intolerance. *NBER Working Paper*, w9908.
- Reinhart, C. M. and Rogoff, K. S. (2009). *This Time is Different: Eight Centuries of Financial Folly*. Princeton University Press.
- Sandri, D. and Valencia, F. (2013). Financial crises and recapitalizations. *Journal of Money, Credit and Banking*, 45(s2):59–86.
- Schmitt-Grohé, S. and Uribe, M. (2012). Prudential policy for peggers. *NBER Working Paper*, w18031.
- Schmitt-Grohé, S. and Uribe, M. (2016). Downward nominal wage rigidity, currency pegs, and involuntary unemployment. *Journal of Political Economy*, 124:1466–1514.
- Stiglitz, J. E. (1982). The inefficiency of the stock market equilibrium. *Review of Economic Studies*, 49(2):241–261.
- Tirole, J. (2003). Inefficient foreign borrowing: A dual- and common-agency perspective. *American Economic Review*, 93(5):1678–1702.
- Tirole, J. (2006). *The Theory of Corporate Finance*. Princeton University Press.
- Végh, C. (2012). *Open Economy Macroeconomics in Developing Countries*. MIT Press, Cambridge, MA.
- Zhu, L. (2015). Employment and financial stability: Dual goals of capital flow management. *manuscript, University of Maryland*.

A Appendix

A.1 Microfoundations of Financial Constraint

Moral Hazard Problem After the domestic agent issues the bundle of payoffs $\{b_{t+1}^\omega\}$ in period t to raise $E[m_{t+1}^\omega b_{t+1}^\omega]$ dollars of external finance, he has an opportunity to divert his future income and wealth from the reach of international investors, e.g. by investing in a scam. Investors can observe this action and take the agent to court. In that case, investors can seize up to a fraction ϕ of the total period t income of the agent where $\phi < 1$ reflects imperfections in legal enforcement. They sell the seized non-traded goods at the prevailing market price and convert them into traded goods so as to repatriate them, yielding $\phi[y_{T,t} + p_t y_{N,t}]$ units of traded goods in total. If the domestic agent does not take the opportunity to divert his future income at the time, there is no further diversion opportunity and the payment b_{t+1}^ω in period $t + 1$ is enforced.

In recursive notation, the utility value V^R of an agent who plays by the rules is

$$V^R(b_t) = u(c_{T,t}, c_{N,t}) + \beta E[V^R(b_{t+1}^\omega)]$$

subject to the standard budget constraint (2). The utility value V^D and budget constraint of an agent who diverts his future wealth in period t are

$$\begin{aligned} V^D(b_t) &= u(c_{T,t}, c_{N,t}) + \beta E[V^R(0)] \\ \text{s.t. } c_{T,t} + p_t c_{N,t} + E[m_{t+1}^\omega b_{t+1}^\omega] &= (1 - \phi)[y_{T,t} + p_t y_{N,t}] + b_t \end{aligned} \quad (\text{A.1})$$

The participation constraint of international investors requires that total security issuance is at most what the investors can seize,

$$E[m_{t+1}^\omega b_{t+1}^\omega] + \phi[y_{T,t} + p_t y_{N,t}] \geq 0$$

This is identical to the financial constraint (3). Given this constraint, observe that it is optimal for the domestic agent to abstain from the diversion scheme in equilibrium: by the constraint (3), the resources seized by investors are at least as large as the resources gained from reneging on his liabilities so that there is no wealth gain from diversion, as can be seen from the budget constraint (A.1); furthermore, for given wealth in period t , the agent is forced to carry a wealth level of $b_{t+1}^\omega = 0 \forall \omega$ into the following period, which is suboptimal by revealed preference.

Relationship to Literature on Emerging Market Balance Sheet Crises At a more general level, the financial constraint (3) is inspired by the experience of emerging economies that have suffered balance sheet crises with feedback loops involving contractionary exchange rate depreciations, as illustrated in Figure 1 on page 2. One defining feature of these crises was that creditors were most concerned about the liquidity of their borrowers, not their solvency. For example, during the East Asian crises of 1997/98, creditors were concerned about the fact that emerging market borrowers who had taken on dollar debt were insolvent at current (dislocated) market exchange rates – not necessarily at future exchange rates when markets had stabilized again (see e.g. Furman and Stiglitz, 1998; Radelet and Sachs, 1998). This illiquidity at current exchange rates led creditors to cut the credit lines of their borrowers and engage in massive capital flight, and thus lay behind the severity of the described crises. The constraint specification (3) depends on the current level of the real exchange rate to capture this mechanism. Our financial constraint can thus be interpreted as a liquidity constraint.

The theoretical literature on emerging market crises with contractionary depreciations follows these observations and uses liquidity constraints that depend on current market exchange rates to capture the financial imperfections that underlie the crises. For example, Krugman (1999) and Aghion et al. (2001, 2004) employ financial constraints depending on current liquid net worth that tighten in response to depreciations in the current exchange rate. The same is true in the constraint specification of Mendoza (2005) who finds that a model with a constraint depending on current market prices can quantitatively replicate the crisis dynamics observed in the real world. This specification is also the one used in our paper.

If we simply replaced the financial constraint (3) in our model with a version in which borrowing capacity depended on the market value of next-period income, $\phi(y_{T,t+1} + p_{t+1}y_{N,t+1})$, the feedback loop illustrated in Figure 1 would break down, and our model would no longer provide a description of emerging market financial crises. Instead of financial amplification, the model would deliver what we may call “financial mitigation:” whenever the modified constraint in that version of our model were to tighten in a given period, domestic agents would be forced to issue fewer liabilities and would thus carry *more* net worth into the future, leading to higher traded consumption and more appreciated real exchange rates next period, which would relax the constraint. In short, a tightening constraint today has a positive effect on the exchange rate tomorrow.

Our specification differs from the class of models of financial crises due to Kiyotaki and Moore (1997) that involve declining asset prices instead of falling exchange rates and that have been used primarily to describe crises in advanced economies. In these models, financial constraints depend on future *asset prices*, capturing the ability of borrowers to repay rather than liquidity concerns as in our specification. The mechanism is as follows: a tightening financial constraint induces a *persistent* transfer of capital to less productive agents and, as a result of their lower productivity, a *persistent decline* in future asset prices, which in turn tightens the current financial constraint further. In short – and in contrast to our model of financial amplification involving the real exchange rate – a tightening constraint today has a negative effect on asset prices tomorrow. As discussed in online appendix B.2, constructing a similar mechanism with a financial constraint that depends on future exchange rates is possible in theory but unlikely to be very relevant in practice.

A.2 Lagrangian of Optimization Problem of Domestic Agents

$$\begin{aligned} \mathcal{L} = E \sum_{t=0}^{\infty} \beta^t \{ & u(c_{T,t}, c_{N,t}) - \lambda_t [c_{T,t} - y_{T,t} + (c_{N,t} - y_{N,t}) p_t + E[m_{t+1}^\omega b_{t+1}^\omega] - b_t] \\ & + \mu_t [E[m_{t+1}^\omega b_{t+1}^\omega] + \phi(y_{T,t} + p_t y_{N,t})] \} \end{aligned}$$

A.3 Implementation of Constrained Efficient Allocation

Assume the planner imposes a tax τ_{t+1}^ω on the issuance (i.e. subsidy on purchases) of state-contingent securities. The total amount spent on security purchases becomes $E[(m_{t+1}^\omega - \tau_{t+1}^\omega) b_{t+1}^\omega]$ in the optimization problem of domestic agents. This modifies their budget constraint to

$$c_{T,t} + p_t c_{N,t} + E[(m_{t+1}^\omega - \tau_{t+1}^\omega) b_{t+1}^\omega] = y_{T,t} + p_t y_{N,t} + b_t - T_t$$

where $T_t = E [\tau_{t+1}^\omega b_{t+1}^\omega]$ is a lump-sum transfer that ensures that the intervention is wealth-neutral. The financial constraint is unaffected since the intervention does not affect marginal incentives to default once the debt has been taken on.

The Euler equation of domestic agents then becomes

$$(m_{t+1}^\omega - \tau_{t+1}^\omega) u_{T,t} - m_{t+1}^\omega \mu_t = \beta u_{T,t+1}^\omega \quad (\text{A.2})$$

Let us compare this to the intertemporal optimality condition of the planner (11), which we repeat here for convenience,

$$m_{t+1}^\omega u_{T,t} - m_{t+1}^\omega \tilde{\mu}_t (1 - \phi p') = \beta (u_{T,t+1}^\omega + \phi \tilde{\mu}_{t+1} p')$$

If we set $\tau_{t+1}^\omega = \beta \tilde{\mu}_{t+1}^\omega / u_{T,t} \cdot \phi p'$, we can see that two optimality conditions coincide whenever the constraint is slack in period t since $\mu_t = \tilde{\mu}_t = 0$ in that case. Furthermore, whenever the constraint is binding, the two shadow prices respectively reflect the tightness of the constraint in period t as perceived by private borrowers and the planner. Given the optimal tax, the allocations of private agents and of the planner are identical and the shadow prices must thus satisfy $\tilde{\mu}_t = \frac{\mu_t}{1 - \phi p'}$ in that case. The planner's shadow price on binding constraints $\tilde{\mu}_t$ is by a factor $\frac{1}{1 - \phi p'}$ larger than the shadow price of private agents μ_t in the optimal allocation, which captures precisely the magnitude of amplification [cf. Lemma (2)]. Intuitively, this is because the planner internalizes that each additional dollar of relaxing the constraint will generate amplification effects.

The described optimal tax rate thus ensures that private agents in period t allocate their wealth efficiently across the different states $\omega_{t+1} \in \Omega_{t+1}$ of the ensuing period. The non-negative sign $\tau_{t+1}^\omega \geq 0$ follows because each of the factors on the right hand side of equation 12 is non-negative.

Taxation of Capital Flow Bundles Next we consider how to price a security that consists of a bundle of state-contingent payoffs $\{X_{t+1}^\omega\}$. International lenders are willing to trade such a security at a price of $q_{X,t} = E [m_{t+1}^\omega X_{t+1}^\omega]$. To ensure no arbitrage with the individual Arrow securities that make up the bundle, it is necessary to impose a tax $t_{X,t}$ on the issuance of the security such that

$$t_{X,t} = E [\tau_{t+1}^\omega X_{t+1}^\omega]$$

This ensures that the total purchase price $q_{X,t} + t_{X,t} = E [(m_{t+1}^\omega + \tau_{t+1}^\omega) X_{t+1}^\omega]$ corresponds to the social cost of purchasing the security with payoff profile $\{X_{t+1}^\omega\}$. The state-contingent tax vector τ_{t+1}^ω can thus be interpreted as the externality pricing kernel of the economy.

The stated equation holds for $X_{t+1}^\omega \geq 0$; for negative values of X_{t+1}^ω , the optimal tax formula delivers negative tax rates, which correspond to optimal subsidies on capital outflows. The intuition is that borrowing one more dollar abroad is the opposite of saving an extra dollar abroad and therefore creates the opposite externalities.

A.4 Constrained Efficient Allocation with Restricted Instruments

This section analyzes the problem of a planner who is unable to distinguish between different types of capital flows and is thus restricted to use a single tax instrument on raising financial liabilities each period. We assume that the planner's tax instrument is a tax on raising external finance, with the revenue of the tax rebated to domestic agents so as to be wealth neutral. We solve the problem of a time-consistent planner.²⁹

²⁹Unlike in our baseline model, the optimal policy of a time-consistent planner and under commitment differ when instruments are restricted. Intuitively, a planner who has commitment can partially circumvent the restriction on in-

The state-contingent Euler equation of domestic agents that includes the common tax rate $\bar{\tau}_{t+1}$ serves as an implementability constraint on the planner's optimization problem that must be satisfied for all states of nature,

$$(1 - \bar{\tau}_{t+1}) m_{t+1}^\omega u_T(c_{T,t}, y_{N,t}) - m_{t+1}^\omega \mu_t = \beta \tilde{u}_T(b_{t+1}^\omega, y_{t+1}^\omega) \quad \forall \omega \quad (\text{A.3})$$

where we define by $\tilde{u}_T(b_t, y_t) := u_T(c_{T,t}(b_t, y_t), y_{N,t})$ the marginal utility of traded consumption as a function of the state variables, and for later use, we denote its derivative with respect to the bond position by $\tilde{u}_{Tb,t} = \partial \tilde{u}_T(b_t, y_t) / \partial b_t = u_{TT} \cdot \partial c_T(b_t, y_t) / \partial b_t < 0$. The right-hand side of the implementability constraint (A.3) captures that the planner takes as given that consumption choices in future periods are determined in a time-consistent manner, i.e. purely as a function of the prevailing state variables. We write the planner's problem with restricted instruments in recursive form as

$$\begin{aligned} V(b_t, y_t) = & \max_{c_{T,t}, \{b_{t+1}^\omega\}, \bar{\tau}_{t+1}} u(c_{T,t}, y_{N,t}) + \beta E \{V(b_{t+1}^\omega, y_{t+1}^\omega)\} \\ \text{s.t. } [-\tilde{\lambda}_t] & c_{T,t} \leq y_{T,t} + b_t - E[m_{t+1}^\omega b_{t+1}^\omega] \\ [+ \tilde{\mu}_t] & E[m_{t+1}^\omega b_{t+1}^\omega] + \phi(y_{T,t} + p(c_{T,t}/y_{N,t}) y_{N,t}) \geq 0 \\ [-\tilde{v}_{t+1}^\omega] & (1 - \bar{\tau}_{t+1}) u_T(c_{T,t}, y_{N,t}) - \mu_t = \frac{\beta}{m_{t+1}^\omega} \tilde{u}_T(b_{t+1}^\omega, y_{t+1}^\omega) \quad \forall \omega \end{aligned}$$

From the Lagrangian of the problem with associated shadow prices $\tilde{\lambda}_t$, $\tilde{\mu}_t$ and \tilde{v}_{t+1}^ω , we obtain the optimality conditions

$$\begin{aligned} \text{FOC}(c_{T,t}) : & u_{T,t} - \tilde{\lambda}_t + \tilde{\mu}_t \phi p'(\cdot) - (1 - \bar{\tau}_{t+1}) E[\tilde{v}_{t+1}^\omega] u_{TT,t} = 0 \\ \text{FOC}(b_{t+1}^\omega) : & \beta V_b(b_{t+1}^\omega, y_{t+1}^\omega) - m_{t+1}^\omega \tilde{\lambda}_t + m_{t+1}^\omega \tilde{\mu}_t + \tilde{v}_{t+1}^\omega \cdot \frac{\beta}{m_{t+1}^\omega} \tilde{u}_{Tb,t+1}^\omega = 0 \\ \text{FOC}(\bar{\tau}_{t+1}) : & E[\tilde{v}_{t+1}^\omega] u_T(c_{T,t}, y_{N,t}) = 0 \end{aligned}$$

The shadow price \tilde{v}_{t+1}^ω captures the social cost of mis-targeting the issuance of financial liabilities contingent on state ω . The third optimality condition states that the restricted planner chooses the uniform tax rate $\bar{\tau}_{t+1}$ such that the cost of this mis-targeting is on average zero, $E[\tilde{v}_{t+1}^\omega] = 0$. This implies that the first optimality condition reduces to the same condition as in the unrestricted problem,

$$\tilde{\lambda}_t = u_{T,t} + \tilde{\mu}_t \phi p'(\cdot)$$

Using the envelope condition $V_b(b_t, y_t) = \tilde{\lambda}_t$, the second optimality condition implies

$$\tilde{v}_{t+1}^\omega \cdot \frac{\beta \tilde{u}_{Tb,t+1}^\omega}{m_{t+1}^\omega} = m_{t+1}^\omega (\tilde{\lambda}_t - \tilde{\mu}_t) - \beta \tilde{\lambda}_{t+1}^\omega \quad (\text{A.4})$$

This captures that the social cost of mistargeting state ω (normalized by $\beta \tilde{u}_{Tb,t+1}^\omega / m_{t+1}^\omega$) is given by the gap in marginal utilities in the planner's Euler equation. When domestic agents carry too

instruments by committing to impose the restricted tax instruments in a state-contingent manner in future periods so as to make it more or less desirable for domestic agents to carry wealth into particular states of nature. For example, if the planner wants to induce domestic agents to borrow less against crisis states, she can commit to subsidize wealth accumulation in crisis states in the following period. This ability to make specific state-contingent commitments runs counter to the idea of a planner who only has coarse instruments. The more relevant planning problem under restricted instruments is therefore arguably the time-consistent planning problem.

much wealth into state ω of next period, then the normalized shadow price \tilde{v}_{t+1}^ω is negative since $\tilde{\lambda}_{T,t+1}^\omega$ is comparatively low. Conversely, when domestic agents carry too little wealth into state ω , the sign of \tilde{v}_{t+1}^ω is positive.

When the financial constraint is binding in the current period, then the planner's choice of the restricted tax instrument $\bar{\tau}_{t+1}$ is irrelevant since the planner cannot affect the state-contingent financial decisions of domestic agents.³⁰ On the other hand, when the financial constraint is slack, then $\tilde{\mu}_t = \mu_t = 0$ and the expression for the mistargeting indicator \tilde{v}_{t+1}^ω simplifies to

$$\tilde{v}_{t+1}^\omega \cdot \frac{\beta \tilde{u}_{Tb,t+1}^\omega}{m_{t+1}^\omega} = m_{t+1}^\omega u_{T,t} - \beta (u_{T,t+1}^\omega + \tilde{\mu}_{t+1} \phi p'(\cdot))$$

Let us substitute the Euler equation of private agents with restricted instruments, $\beta u_{T,t+1}^\omega = (1 - \bar{\tau}_{t+1}) m_{t+1}^\omega u_{T,t}$, on the right-hand side and use the earlier expression $\tau_{t+1}^\omega = \frac{\beta \tilde{\mu}_{t+1} \phi p'(\cdot)}{m_{t+1}^\omega u_{T,t}}$ to find

$$\tilde{v}_{t+1}^\omega \cdot \frac{\beta \tilde{u}_{Tb,t+1}^\omega}{m_{t+1}^\omega} = (\tau_{t+1}^\omega - \bar{\tau}_{t+1}) m_{t+1}^\omega u_{T,t}$$

Solving for \tilde{v}_{t+1}^ω , taking expectations, and applying the third optimality condition above yields

$$E[\tilde{v}_{t+1}^\omega] = E\left[\frac{(\tau_{t+1}^\omega - \bar{\tau}_{t+1}) (m_{t+1}^\omega)^2 u_{T,t}}{\beta \tilde{u}_{Tb,t+1}^\omega}\right] = 0$$

which can be easily solved for the optimal restricted tax rate by observing that the constants $u_{T,t}$ and β drop out and by re-arranging,

$$\bar{\tau}_{t+1} = E[\tau_{t+1}^\omega z_{t+1}^\omega] / E[z_{t+1}^\omega] = E[\tau_{t+1}^\omega] + \frac{\text{Cov}(\tau_{t+1}^\omega, z_{t+1}^\omega)}{E[z_{t+1}^\omega]}$$

where we employ the short-hand notation $z_{t+1}^\omega = (m_{t+1}^\omega)^2 / \tilde{u}_{Tb,t+1}^\omega < 0$.

In our earlier results, we found that $\tau_{t+1}^L > \tau_{t+1}^H \geq 0$ in the neighborhood of the ergodic steady state. Furthermore, we find that $\tilde{u}_{Tb,t+1}^L < \tilde{u}_{Tb,t+1}^H < 0$ where the first inequality holds by a significant margin since the low state is typically constrained but the high state is unconstrained. This guarantees that $z_{t+1}^H < z_{t+1}^L < 0$ and that the covariance term in the optimal restricted tax formula is positive. In short, the covariance term pushes the optimal restricted tax rate somewhat above the average tax rate on the different states of nature in order to account for the mistargeting.

³⁰Technically speaking, there is a continuum of restricted tax rates $\bar{\tau}_{t+1}$ and shadow prices of domestic agents on their constraint μ_t that all implement the same (constrained) allocation.